

SEM Agreed Procedure

Title	Agreed Procedure 3: Communication Channel Qualification
Version	3.2
Date	22nd June 2007

TABLE OF CONTENTS

1. INTRODUCTION	4
1.1. BACKGROUND AND PURPOSE	4
1.2. SCOPE OF AGREED PROCEDURE	4
1.3. DEFINITIONS AND INTERPRETATION	4
1.4. COMPLIANCE WITH AGREED PROCEDURE	4
2. DESCRIPTIVE OVERVIEW	5
2.1. REGISTRATION FOR COMMUNICATION CHANNEL	5
2.2. COMMUNICATION CHANNEL TESTING	6
2.3. ACCESSING THE MARKET OPERATOR ISOLATED MARKET SYSTEM	7
2.4. MAINTAINING A COMMUNICATION CHANNEL	7
2.5. COMMUNICATION CHANNEL SUSPENSION	8
3. SWIMLANES	9
3.1. OBTAINING A DIGITAL CERTIFICATE	10
3.2. COMMUNICATION CHANNEL QUALIFICATION	11
3.3. DIGITAL CERTIFICATE CANCELLATION	12
3.4. COMMUNICATION CHANNEL SUSPENSION	13
4. PROCEDURAL STEPS	14
4.1. OBTAINING A DIGITAL CERTIFICATE	14
4.2. COMMUNICATION CHANNEL QUALIFICATION	15
4.3. DIGITAL CERTIFICATE CANCELLATION	16
4.4. COMMUNICATION CHANNEL SUSPENSION	17
APPENDIX 1 – DEFINITIONS AND ABBREVIATIONS	19
DEFINITIONS	19
ABBREVIATIONS	20

DOCUMENT HISTORY

VERSION	DATE	AUTHOR	COMMENT
1.0	21/07/06	Kim McClenaghan	Initial draft
2.0	03/11/06	Kim McClenaghan	Issued to Regulatory Authorities
3.0a	11/05/2007	Regulatory Authorities	Consultation Version
3.2	22/06/2007	Regulatory Authorities	Approved for Go-Active by Regulatory Authorities and TSO/SEM Programme

RELATED DOCUMENTS

DOCUMENT TITLE	VERSION	DATE	BY
Trading and Settlement Code	V2.0	31/05/07	Regulatory Authorities
Agreed Procedure 1 “Participant and Unit Registration and Deregistration”			
Agreed Procedure 4 “Transaction Submission and Validation”			
Agreed Procedure 5 "Data Storage and IT Security"			
Agreed Procedure 7 “Emergency Communications”			
Agreed Procedure 11 "Market System Operation, Testing, Upgrading and Support"			
Agreed Procedure 14 “Disputes”			

1. INTRODUCTION

1.1. BACKGROUND AND PURPOSE

This Agreed Procedure describes the specific procedures for the qualification, setup and maintenance of Type 2 Channels and Type 3 Channels, and with which Parties to the Trading and Settlement Code (the Code) must comply.

1.2. SCOPE OF AGREED PROCEDURE

This Agreed Procedure is a definition of procedural steps to be followed by the Market Operator and Participants. It forms an annexe to, and is governed by, the Trading and Settlement Code. This document is a statement of process and procedure. Parties' rights and obligations are set out in the Code.

1.3. DEFINITIONS AND INTERPRETATION

Save as expressly defined, words and expressions defined in the Code shall have the same meanings when used in this Agreed Procedure.

References to particular sections relate internally to this Agreed Procedure unless specifically noted.

1.4. COMPLIANCE WITH AGREED PROCEDURE

Compliance with this Agreed Procedure is required under the terms of the Code.

2. DESCRIPTIVE OVERVIEW

This section 2 provides an overview of the procedure provided for in the main Sections of the Code, for explanatory purposes and to set the context for this Agreed Procedure only. The overview contained in this section is not legally binding and is not intended to create rights or impose obligations on any Party.

These processes detail how a Participant gains access to the Market Operator Isolated Market System through either the Type 2 Channel or the Type 3 Channel. The steps required to maintain this access are also detailed. To qualify for a particular Communication Channel the following sequence of events need to occur:

1. Obtain a Digital Certificate for the test environment.
2. Perform a series of data transfer tests using the desired Communication Channel(s).
3. Obtain a Digital Certificate for the production environment.
4. Gain full access to the production Market Operator Isolated Market System.

Type 1 Channel communication is a manual communication option for Data Transactions generally consisting of paper based and fax communications. Type 1 Channel communications are used

1. during the initial registration as described in Agreed Procedure 1 “Participant and Unit Registration and Deregistration”;
2. where there is problem with the use of Type 2 Channel and Type 3 Channel Communication as described in Agreed Procedure 7 “Emergency Communications”; and
3. for all Data Transactions not supported via Type 2 Channel or Type 3 Channel.

2.1. REGISTRATION FOR COMMUNICATION CHANNEL

This process applies to Participants wishing to access the Market Operator Isolated Market System through Type 2 Channels and Type 3 Channels only.

1. The Participant submits their registration details in hard copy (refer to Agreed Procedure 1 "Participant and Unit Registration and Deregistration" for more detail).
2. The application will include a reference to the required Communication Channels (Type 2 Channel, Type 3 Channel or both). Test and production users are to be associated with each Communication Channel.
3. The Market Operator validates the application. If the Participant User does not already have appropriate Digital Certificates then the following steps must take place.
4. The Market Operator informs the Certificate Authority that the Participant User has been authorised to receive a Digital Certificate.
5. The Market Operator issues an email to the Participant User indicating authorisation to collect a Digital Certificate and provides the Participant User with a link to the Certificate Authority's enrolment webpage (hosted on the Corporate Website).
6. The Participant User navigates to the link and enters the required information.
7. The Certificate Authority checks that the Participant User is authorised and once validated issues a PIN and URL via email to the Participant User.
8. Using the URL and PIN the Participant User connects to the Certificate Authority website, and downloads and installs the Digital Certificate.

The following process relates to obtaining Digital Certificates for additional Participant Users post Communication Channel Qualification of the first Participant User.

1. The Participant User is created with the appropriate attributes using the Market Operator's Isolated Market System.
2. The Participant notifies the Market Operator that a Digital Certificate is required for a new Participant User.
3. The steps 3 to 7 in the above process are followed.

2.1.1. Guidelines Governing Digital Certificate Use

1. One Digital Certificate is required for each Participant User and is associated with that User's profile. For Type 3 Channel interactions, note that a Participant User may represent a machine rather than an individual person.
2. A single Digital Certificate can allow the Participant User to access any or all of the Functional Areas as specified when the User was set-up in the Market Operator's Isolated Market System.
3. A Participant User can be associated with any or all of the Units for a single Party, so long as the entity hierarchy (defined in Agreed Procedure 1 "Participant and Unit Registration and Deregistration") is adhered to.
4. Digital Certificates are environment specific – i.e. a separate Digital Certificate is required when accessing test and production environments.
5. When qualifying for a new Communication Channel Type, it is required that a different Participant User identifier be used to those previously used for other Communication Channel Types for that Participant.

2.2. COMMUNICATION CHANNEL TESTING

The following steps apply for both Type 2 Channel and Type 3 Channel testing. Communication Channel testing can only begin when the Participant is in possession of a valid Digital Certificate and has been granted read/write access to the relevant Functional Areas.

1. The Participant connects to the Participant Certification Environment. In the case of a Type 2 Channel this involves accessing a website whereas a Type 3 Channel involves Web Services interaction. Note that this Participant Certification Environment is a test environment distinct from the Market Operator's Isolated Market System.
2. A number of tests must be successfully performed. Where appropriate this may include:
 - Upload/submit bid/offer data
 - Download/request bid/offer data
 - Download a report
 - Update registration details
 - Download a settlement file
3. The Market Operator evaluates all the transaction results.
4. The Participant is notified by fax that testing is complete and is informed either that additional tests are required or that Communication Channel Qualification has been granted for specified Communication Channels.

2.2.1. Guidelines Governing Communication Channel Testing

- It is envisaged that this process will only be conducted once per Participant per Communication Channel. If a Participant User is added at a later date Communication Channel testing will not be repeated.

- Testing is Communication Channel specific. Separate tests are required for each Communication Channel.
- Communication Channel Qualification can be suspended by the Market Operator (details in 2.5)

2.3. ACCESSING THE MARKET OPERATOR ISOLATED MARKET SYSTEM

In order to obtain full access to the Market Operator Isolated Market System the following steps must be followed:

- The Market Operator verifies that Communication Channel testing has been completed successfully.
- The Market Operator verifies that the Participant has demonstrated compliance through self certification with the IT security guidelines outlined in Agreed Procedure 5 "Data Storage and IT Security" sections 2.2 and 2.3.
- The Market Operator sets the Communication Channel Qualification flag allowing access to the Market Operator Isolated Market System. Once the Market Operator is satisfied with the above the Participant is notified by fax that they will be granted access to the Market Operator's Isolated Market System via the relevant Communication Channel for which testing has been successfully completed.

2.4. MAINTAINING A COMMUNICATION CHANNEL

2.4.1. IT Security Requirements

Parties shall ensure that interfaces to their Type 2 Channels and Type 3 Channels comply with the IT security requirements set out in Agreed Procedure 5 "Data Storage and IT Security" as required under the Code. Any significant deviation from these requirements could effect a Communication Channel suspension in accordance with section 2.5 of this Agreed Procedure.

2.4.2. Maintaining a Type 2 Channel

In order for a Participant to maintain a Type 2 Channel, the Participant shall fulfil the following requirements:

- There must be a valid Participant User per Functional Area, with required access to administer the required functionality, except where this access to this Functional Area is covered under a qualified Type 3 Channel.
- A valid Digital Certificate is required per Participant User.
- Adequate internet access is required per Participant User.
- Each Participant User is to access the production Market Operator's Isolated Market System using their assigned Digital Certificate.
- Participants are required to notify the Market Operator, via the Help Desk in accordance with Agreed Procedure 11 "Market System Operation, Testing, Upgrading and Support", of transaction malfunction issues due to Communication Channel failure.

A Participant that has qualified for Type 2 Channel communications is obliged to remain qualified for the duration of its participation in the Pool unless the Participant has also qualified for Type 3 Channel communications.

2.4.3. Maintaining a Type 3 Channel

In order for a Participant to maintain a Type 3 Channel, the Participant shall fulfil the following requirements:

- There must be a valid Participant User per Functional Area, with required access to administer the required functionality, except where this access to this Functional Area is covered under a qualified Type 2 Channel.
- A valid Digital Certificate is required per Participant user.
- Adequate internet access is required.
- Participants are to notify the Market Operator, via the Help Desk in accordance with Agreed Procedure 11 "Market System Operation, Testing, Upgrading and Support", of transaction malfunction issues due to Communication Channel failure.
- Participants are to monitor their operations to ensure that required submissions are made, and error messages are acted upon in an appropriate and timely manner.

A Participant that has qualified for Type 3 Channel communications is obliged to remain qualified for the duration of its participation in the Pool unless the Participant has also qualified for Type 2 Channel communications.

2.5. COMMUNICATION CHANNEL SUSPENSION

A Participant may be suspended from using either a Type 2 Channel or Type 3 Channel. This will be a temporary measure reversed when the Market Operator is satisfied that appropriate action has been taken towards re-qualification. The following may lead to Communication Channel suspension:

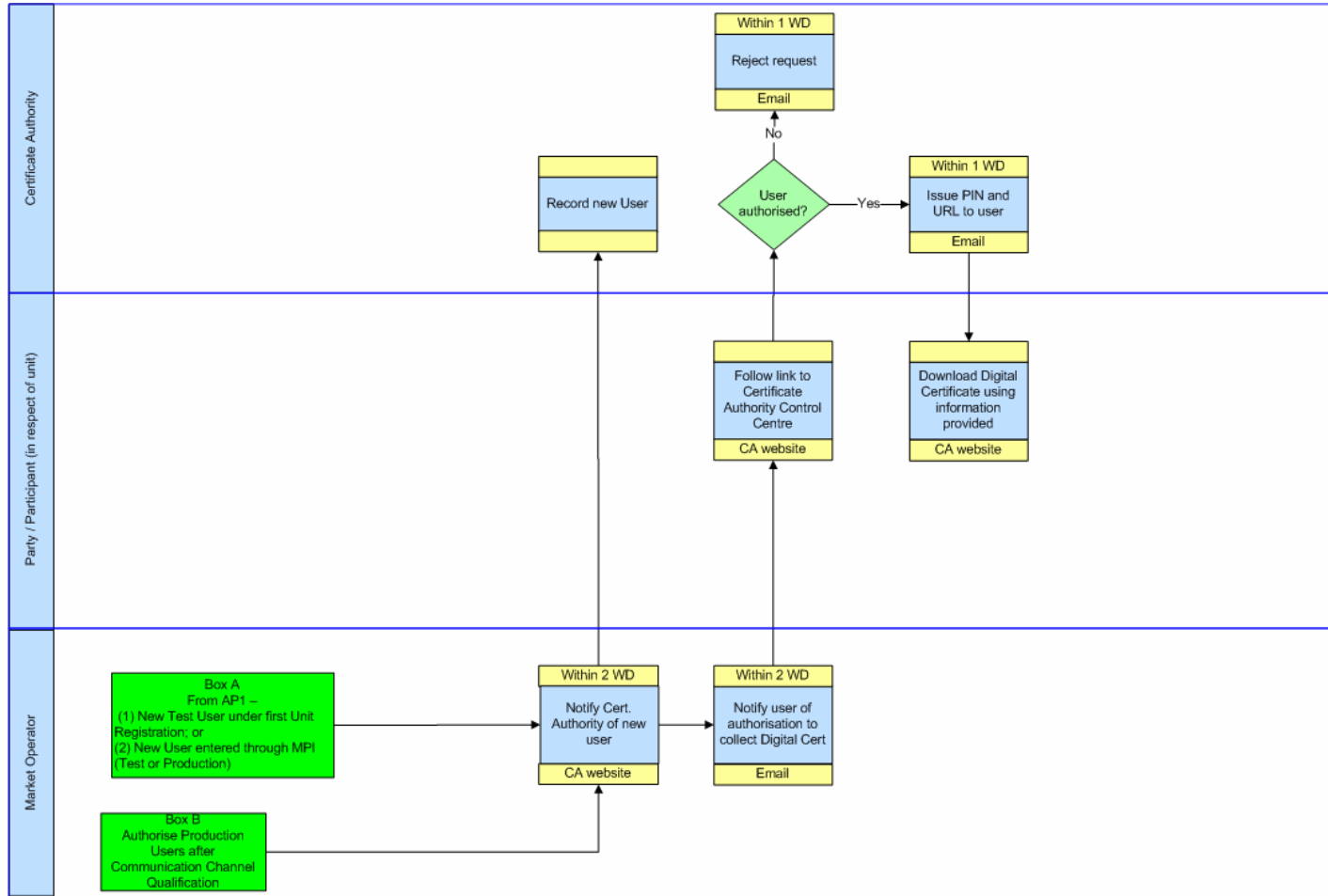
- The Participant may request for a particular Communication Channel to be temporarily suspended. This could arise when the Participant becomes aware of a security breach.
- The Participant does not have valid users with the appropriate access rights to operate in the Single Electricity Market.
- The Participant is deemed by the Market Operator to be non compliant with the required IT standards as specified in Agreed Procedure 5 "Data Storage and IT Security" and this could affect the security/performance of the Market Operator's Isolated Market Systems.
- The Market Operator has reasonable evidence of an IT security breach in the Participant's Isolated Market Systems and this could affect the security/performance of the Market Operator's Isolated Market Systems.

Where the Market Operator has suspended a Communication Channel for a particular Participant the Participant will be immediately notified by fax and provided with the reason(s) for the suspension. Steps shall be taken with the Participant to resolve the issue. Due to the time restrictions involved it is not possible to make the suspension dependent on an appeals process. Any disagreement with a temporary suspension must be dealt with through the Dispute process under Agreed Procedure 14 "Disputes".

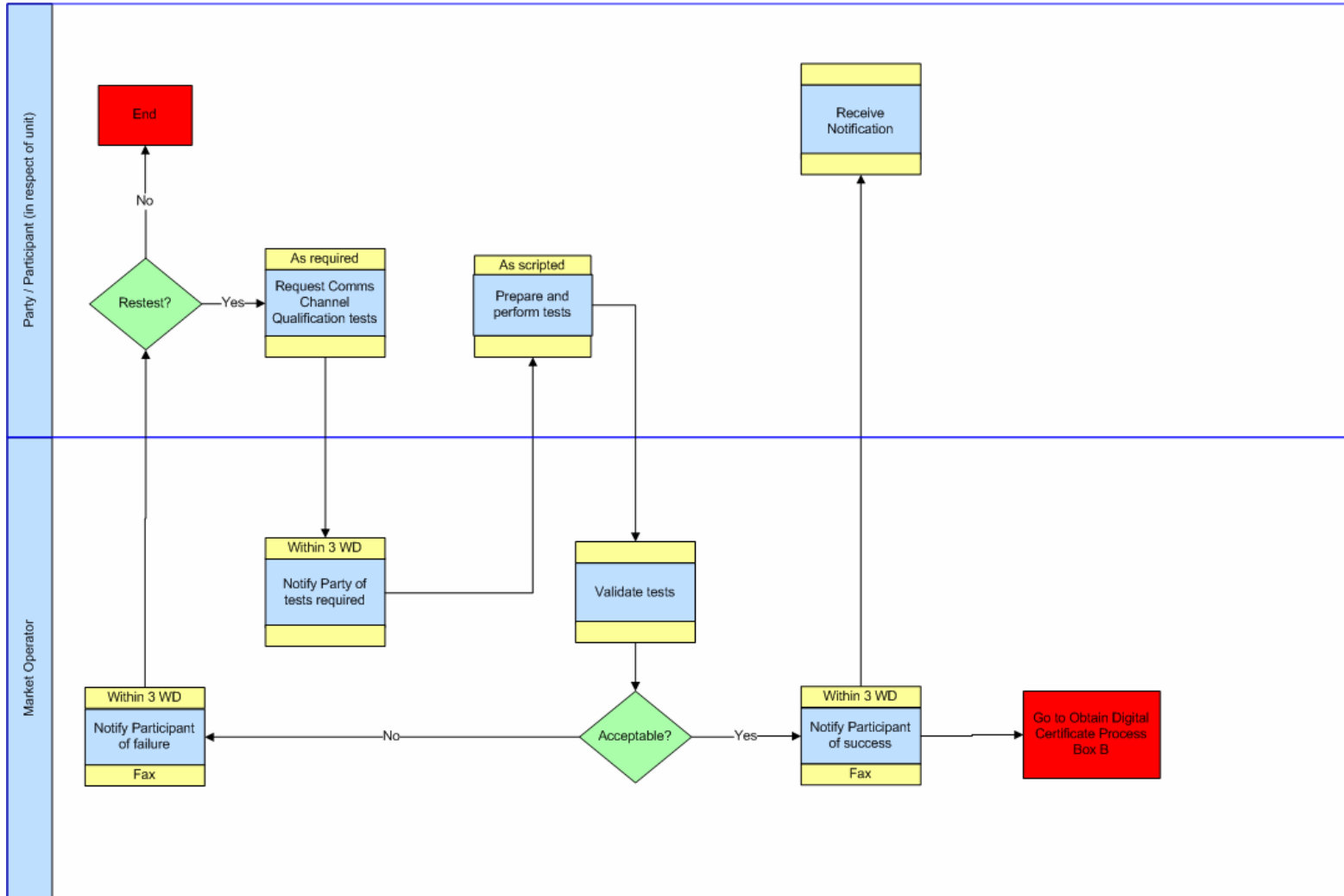
3. SWIMLANES

These swimlanes are provided as an illustration of the Procedural Steps. The Procedural Steps take precedence, in the event of conflict between the swimlanes and the Procedural Steps.

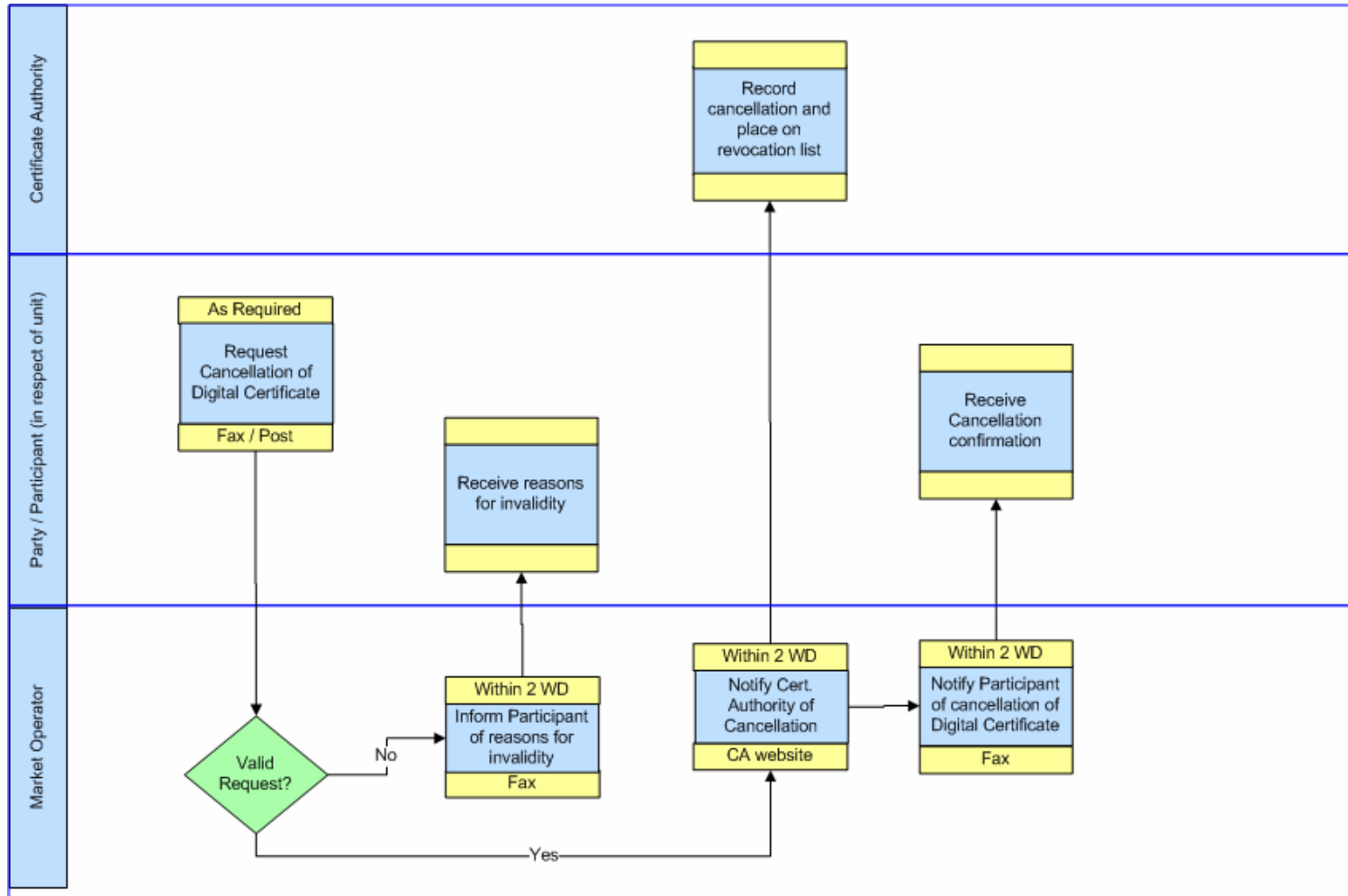
3.1. OBTAINING A DIGITAL CERTIFICATE



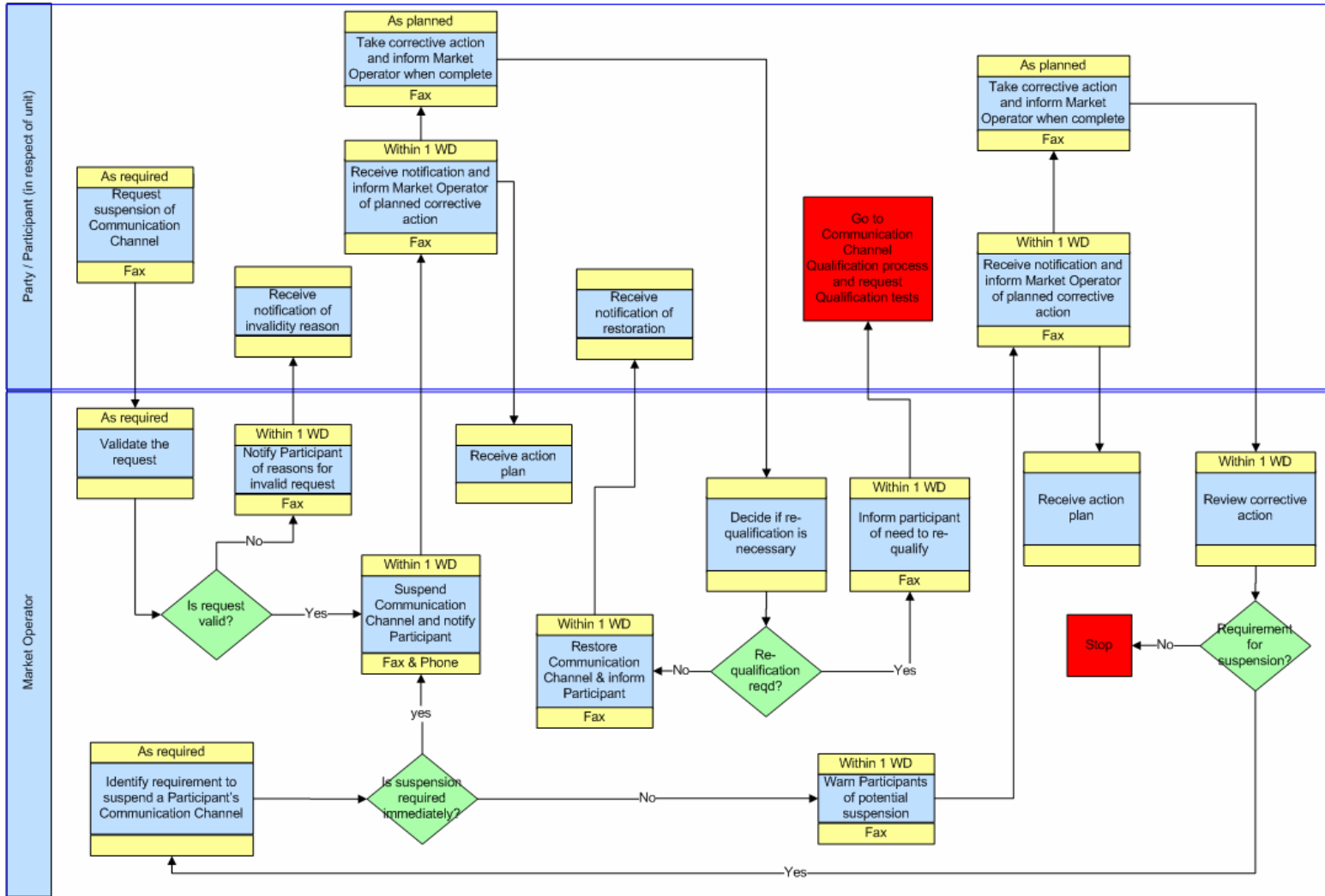
3.2. COMMUNICATION CHANNEL QUALIFICATION



3.3. DIGITAL CERTIFICATE CANCELLATION



3.4. COMMUNICATION CHANNEL SUSPENSION



4. PROCEDURAL STEPS

4.1. OBTAINING A DIGITAL CERTIFICATE

#	Procedural Step	Timing	Method	By / From	To	Linkage
1	Start: From either (1) Digital Certificate request from Unit Registration application from Agreed Procedure 1 "Participant and Unit Registration and Deregistration"; or (2) Enter new User via MPI and request Digital Certificate for the new User in Agreed Procedure 1 "Participant and Unit Registration and Deregistration"; or (3) Successful completion of Communication Channel Qualification and setting up of authorising Digital Certificates for Users requested during Registration in Agreed Procedure 1 "Participant and Unit Registration and Deregistration"	As required		Market Operator		
2	Inform the Certificate Authority that the Participant User has been authorised to receive a Digital Certificate	Within 2 Working Days	Certificate Authority's website	Market Operator	Certificate Authority	
3	Inform the Participant User indicating authorisation to collect a Digital Certificate and provide link to the Certificate Authority's enrolment webpage	Within 2 Working Days	Fax	Market Operator	Participant	
4	Access Certificate Authority's enrolment webpage and enter required information	As required	Certificate Authority's website	Participant		
5	Check that the Participant User is authorised and issue PIN and URL	Within 1 Working Day	Email	Certificate Authority	Participant	
6	Download and install Digital Certificate using URL and PIN	As required	Certificate Authority's website	Participant		

4.2. COMMUNICATION CHANNEL QUALIFICATION

#	Procedural Step	Timing	Method	By / From	To	Linkage
1	Request Communication Channel Testing. (Note Participant will need to obtain a Digital Certificate for the Participant Certification Environment using Obtaining a Digital Certificate process (section 4.1 in this Agreed Procedure) to perform testing)	As required	Fax / Post	Participant	Market Operator	
2	Notify Participant of tests required and fixed scripted schedule of test	Within 3 Working Days	Fax	Market Operator	Participant	
3	Prepare tests, connect to Participant Certification Environment and execute tests	Under fixed script in Step 2	Participant Certification Environment Website	Participant		
4	Validate tests. If acceptable go to step 7, otherwise go to step 5	Under fixed script in Step 2	-	Market Operator		
5	Inform Participant of failed tests.	Within 3 Working Days	Fax	Market Operator	Participant	
6	If Participant requires retest (after correction of Participant's systems complete) go to step 1 Otherwise Stop	As required	-	Participant		
7	Inform of successful tests and set Communication Channel Qualification flag	Within 3 Working Days	Fax	Market Operator	Participant	
8	Go to process in section 4.1 in this AP to authorise obtain a Digital Certificate in the Production Environment	Within 3 Working Days	Fax	Market Operator	Participant	

4.3. DIGITAL CERTIFICATE CANCELLATION

#	Procedural Step	Timing	Method	By / From	To	Linkage
1	Request Cancellation of Digital Certificate.	As required	Fax / Post	Participant	Market Operator	
2	Validate the request has all the required information and is from an appropriately Authorised Person (see Agreed Procedure 11 "Market System Operation, Testing, Upgrading and Support") If valid go to step 4 If invalid go to step 3	Within 2 Working Days	-	Market Operator		
3	Inform Participant of reasons for invalidity then process stops.	Within 2 Working Days	Fax	Market Operator		
4	Notify Certificate Authority of Digital Certificate cancellation	Within 2 Working Days	CA Website	Market Operator		
5	Place Digital Certificate on revocation list	-	CA Website	Certificate Authority		
6	Notify Participant of cancellation of Digital certificate	Within 2 Working Days	Fax	Participant		

4.4. COMMUNICATION CHANNEL SUSPENSION

#	Procedural Step	Timing	Method	By / From	To	Linkage
1	Start: Either (1) Participant request suspension of Communication Channel , go to step 2 (2) Market Operator identifies requirement to suspend a Participants Communication Channel, go to step 4	As required As required	Fax / Post	Participant Market Operator	Market Operator	
2	Validate the suspension request has all the required information and is from an appropriately Authorised Person (see Agreed Procedure 11 "Market System Operation, Testing, Upgrading and Support") If valid go to step 5 If invalid go to step 3	-	-	Market Operator		
3	Inform Participant of reasons for invalidity then process stops.	Within 1 WD	Fax	Market Operator	Participant	
4	If suspension is required immediately got to step 5 Otherwise go to step 12	-		Market Operator		
5	Suspend Communication Channel and inform Participant	Within 1 WD	Fax & Phone	Market Operator	Participant	
6	Notify Market Operator of planned corrective action	Within 1 WD	Fax	Participant	Market Operator	
7	Notify Market Operator when planned corrective action completed	As planned in step 6	Fax	Participant	Market Operator	
8	Decide if Participant is required to undergo Communication Channel Qualification If no re-qualification is necessary go to step 9 If qualification is required go to step 10	-		Market Operator		
9	Restore Communication Channel and inform Participant. Process stops	Within 1 WD	Fax	Market Operator	Participant	

10	Inform Participant of the need to re-qualify	Within 1 WD	Fax	Market Operator	Participant	
11	Go to start of Communication Channel Qualification process in this AP.	-		Participant		
12	Inform Participants of potential channel suspension and request Participant to take corrective action	Within 1 WD	Fax	Market Operator	Participant	
13	Notify Market Operator of planned corrective action	Within 1 WD	Fax	Participant	Market Operator	
14	Notify Market Operator when planned corrective action completed	As planned in step 13	Fax	Participant	Market Operator	
15	Decide if Participant corrective action is sufficient to prevent suspension If corrective action sufficient then process stops If corrective action is insufficient then go to step 4	-		Market Operator		

APPENDIX 1 – DEFINITIONS AND ABBREVIATIONS

DEFINITIONS

Certificate Authority	As defined in Agreed Procedure 5 "Data Storage and IT Security"
Code	As defined in the Code
Communication Channel	As defined in the Code
Communication Channel Qualification	As defined in the Code
Digital Certificate	As defined in Agreed Procedure 5 "Data Storage and IT Security"
Dispute	As defined in the Code
Functional Area	As defined in Agreed Procedure 1 "Participant and Unit Registration and Deregistration"
Help Desk	As defined in Agreed Procedure 11 "Market System Operation, Testing, Upgrading and Support"
Isolated Market System	As defined in the Code
Market Operator	As defined in the Code
Participant	As defined in the Code
Participant Certification Environment	This is a test environment which allows the Participant to test their ability to interact with Market Operator Isolated Market System functionality.
Party	As defined in the Code
Production Environment	The live version of the Market Operator's Isolated Market System
Regulatory Authorities	As defined in the Code
Settlement	As defined in the Code
Single Electricity Market	As defined in the Code
Test Environment	As defined in Agreed Procedure 11 "Market System Operation, Testing, Upgrading and Support"
Type 1 Channel	As defined in the Code

Type 2 Channel	As defined in the Code
Type 3 Channel	As defined in the Code
Unit	As defined in the Code
User	As defined in Agreed Procedure 4 “Transaction Submission and Validation”
Web Services	As defined in Agreed Procedure 4 “Transaction Submission and Validation”

ABBREVIATIONS

CA	Certificate Authority
SEM	Single Electricity Market
WD	Working Day