Application tab complete	FALSE

I-SEM Capacity Remuneration Mechanism (CRM)
Intermediate Length Contract (ILC) Exception Application

Participant Name:	
Capacity Market Unit Reference:	
Contact Name:	
Contact Direct Number:	
Contact Email Address:	
Confirm Financial Year End:	
Currency Zone:	£
Confirm Technology Class:	
Initial Capacity before investment (kW):	
Derated Capacity before investment (kWd):	
Initial Capacity after investment (kW):	
Derated Capacity after investment (kWd):	

This information is to be provided under the electricity licence condition relating to the provision of information to the Commission (CRU) or the Authority (UR). The RAs may request further information or clarification and specifiy a timeframe for providing it, in accordance with the Licensee's provision of information licence condition and as set out in the Intermediate Length Decision paper

Applications must be made in this format, to ensure the submission is considered.

This information requirement includes a forecast of Net Going Forward Costs for the appropriate CRM capacity year together with a historical cost summary of SEM generator financial templates and a breakdown of non-fuel operating costs.

Applications should be made to the Regulatory Authorities via the address below:

CRMsubmissions@uregni.gov.uk

CRMsubmissions@cru.ie

Exception Application Date: 20/01/2027

Introduction

The information required will be used to inform the Regulatory Authorities (CRU and UR) when implementing and operating the I-SEM. The information will be used to aid understanding of the financial and economic performance of the business and to inform the setting of a Unit Specific Price Cap (USPC) within the I-SEM CRM. It is also envisaged that additional information requirements may be necessary to ensure informed and appropriate decisions can be made.

Forecast Information

In relation to the capacity year being applied for, a best estimate forecast of Net Going Forward Costs shall be provided. Please include within the notes the assumptions applied and provide further cost breakdown as appropriate.

Based upon the SEM calculation for a Best New Entrant, found at:

https://www.semcommittee.com/publications/sem-23-016-best-new-entrant-decision-paper

We assume Net Going Forward Costs will broadly fall into the following categories:

1. Transmission, Market Operator and System Operator charges
2. Gas Transportation Charges
3. Fixed Operating and Maintenance costs*
4. Insurance
5. Business Rates
6. Cost of fuel working capital
7. Unavoidable Future Investment**

*Only fixed operating and maintenance costs should be reflected in the Intermediate Length Contract (ILC) application, therefore an adjustment is necessary to exclude Variable Operation and Maintenance Costs. A consistent approach should be taken with the energy market bids under the Balancing Market Principles Code of Practice (BMPCOP).

**Unavoidable Future Investment means future investment costs which must be incurred if the capacity is to be delivered during the Capacity Delivery Year. In addition to the amount claimed for CY2027/28, participants will need to provide details of any related to CY2023/24, CY2024/25, CY2025/26 and CY2026/27.

All charges/cost items should be entered as a negative, all revenue items as a positive.

Individual items greater than 2% of total Non Fuel Operating Costs, as per latest Generator Financial Template, should be detailed separately within the notes.

Any cost projections which are greater than historically incurred costs (greater than a number included in a previously submitted Generator Financial Reporting template or Exception Applications) should be justified in detail, explaining why costs are higher than the historical values, particularly if the increase is more than inflation related. Evidence for the projections should be provided where at all feasible.

Cost Allocation: In the absence of clear and sound justification as to why costs e.g. corporate overheads, have not been allocated on a MW basis across all CMUs to which they apply, the RAs will default to allocating costs on a MW basis across those CMUs. The allocation of costs for any given cost category to units at a station (including units which are not subject to USPC applications), should not exceed total station costs for the relevant category.

Limited historical information: In the absence of, or limited, historical information, the RAs reserve the right to assign costs based on similar Capacity Market Units as an appropriate benchmark.

Data anomalies or inconsistency: The RAs will look at and apply costs based on other similar Capacity Market Units as an appropriate benchmark in instances when the historical information differs materially from other similar Capacity Market Units.

Agreement End Dates: The RAs will assume the end date of any agreement providing a support mechanism will apply and that any extensions will not be triggered (NB: This does not apply to normal ancillary service/DS3 contracts). Should the end date fall mid Capacity Year the RAs will apply these specific revenues up to but not beyond the agreement end date.

Historic Information

Historic information will provide an understanding of the past financial performance of the business. Historic information will also assist in benchmarking costs as well as being used to identify Net Going Forward Cost drivers.

Generator Financial Templates

A summary of Generation Financial Templates submitted should be provided and be consistent with submission previously made to the RAs. In the event the summary is inconsistent with the templates previously submitted a detailed explanation, including values, should be provided.

Data Entry

- In accordance with normal accounting convention profits, revenues, assets and cash inflows are to be entered as positive numbers with losses, expenses, liabilities and cash outflows recorded as negative numbers.

- This template is for the T-1 Capacity Auction for CY2027/28. Forecast cost inputs should be provided in auction application-year real terms (2027 price base), unless a specific tab states that nominal values are required. Historic cost inputs should be provided in real terms of the relevant historic reporting year. The workbook then converts values to auction application-year real terms and, where needed, nominal terms for the final USPC calculation.

- Where monthly data is available, map costs to the Capacity Year on a monthly basis. Where monthly data is not available, explain the allocation approach. Linear allocation may be used as a default cross-check.

- All data fields must be completed. Do not add rows or columns to core tables. Use the supporting information tabs and evidence reference fields to provide additional detail.

- All figures are to be rounded to the nearest thousand.

- All calculation formulas and external sources of information must be provided where applicable.

- Inflation and indexation assumptions should be stated clearly where applicant-specific assumptions are used.

Exceptional Items
Please detail each item you consider to be exceptional or atypical due to its size or effect.

Other Documents to be Provided Separately
A certificate signed on behalf of the Participant by a Participant Director that, having made due and careful enquiry and to the best of their knowledge, information and belief: (i) all information in the application and any other information provided to the Regulatory Authorities and the System Operators in relation to it is true and correct; and (ii) the application is not for the purposes of, or connected with, Market Manipulation by the Participant or any of its Associates (CMC E5.1.3(b)); (iii) the Capacity Market Unit will meet required emissions thresholds once the investment is complete
A statement that the Implementation Plan is, to the best of its knowledge and belief, accurate and based on reasonable assumptions; accurately summarises the planned works; and is not misleading or deceptive.
If relevant, pursuant to Appendix D.5(g) of the CMC, provide a copy of either the Connection Agreement(s) or a Connection Offer(s) from the relevant Transmission System Operator or Distribution System Operator (sufficient to accommodate the increased capacity). Such Connection Agreement(s) or a Connection Offer(s) should confirm either the Registered Capacity (or inverter rating, if applicable) of that New Capacity or the capacity that such New Capacity is permitted to export. If not relevant, please explain why it is not relevant
Certificate(s) pursuant to Appendix D.6 of the CMC.

Potential Requests for Further Information
Following receipt of this application, the RAs may seek such further information or clarification as they deem appropriate to assess the validity of the application.

RAs Confirmation regarding ILC Application
In circumstances where a Participant has submitted both an Existing Capacity Exception (USPC) application and a New Capacity Exception application, the RAs will want to satisfy themselves that there is no overlap in costs submitted within the applications. This may require the inclusion of an explicit reference in a Director's Certificate to that effect. Where the RAs have determined a USPC bid for a previous auction is appropriate and that bid includes a proportion of Unavoidable Future Investment, evidence of the investment in line with the value and rationale in the application will be required before further apportionment can be applied to future Capacity Years, i.e. CY2027/28 onwards. The same principle will apply in subsequent years.

CRM - Intermediate Length Contract Exception Application
T-1 Capacity Auction for Capacity Year 1 beginning 1 October 2027

Application tab complete?	FALSE

Investment Spend Detail	
If you expect the capacity associated with your investment to be supported by any support mechanism in Ireland or Northern Ireland (e.g. renewables support mechanisms, PSO) please provide details of this support.	
Confirm that no spend included in this submission is also included in a submission in respect of a USPC (unavoidable future investment in respect of Existing Capacity)	
Expected economic life of capacity with an ILC. [If different elements of the investment have different economic lives please specify]	
Length of Reliability Option being sought Number must be an integer number of years between 1 and 5 inclusive*	

*Where multiple investments are being made for a single unit, multi-year Reliability Options may be sought for only those which exceed the Intermediate Capacity Investment Rate Threshold (ICIRT). Participants should bear in mind that each CMU can only offer 5 PQ pairs into a Capacity Auction and all the capacity covered by a single PQ pair must have the same RO duration.

Implementation Plan

Implementation Plan Detail	Response
A brief description of the nature of works to be undertaken, the expected Total Project Spend, and who it is proposed will be undertaking those works. If needed, this can be provided as a separate appendix (for example using a Word document).	
A schedule identifying the earliest and latest dates for achieving the following Milestones (except to the extent not required under the Capacity Market Code)	

Please Provide the Earliest Date for the relevant milestone, or the reason why the milestone is not relevant for capacity with an ILC:		
	Earliest date (enter DD/MM/YYYY)	*Reason if not relevant*
(i) Substantial Financial Completion		
(ii) Commencement of Construction Works		
(iii) Mechanical Completion		
(iv) Completion of Network Connection		
(v) First Energy to Network		
(vi) Start of Performance/ Acceptance Testing		
(viii) Substantial Completion		

Outage Plan Detail - Existing Units Only	Response

Does the refurbishment require an outage to do the investment?	
A brief description of the nature of refurbishment works to be undertaken and why an Outage is Necessary	
Start date of Proposed Outage (enter DD/MM/YYYY)	
End date of Proposed Outage (enter DD/MM/YYYY)	
Proposed Plan to handle Outage consistent with any other Capacity Obligations	

Capacity Remuneration Mechanism
Intermediate Length Contract Application
T-1 Auction for CY2027/28

Application tab complete?	FALSE	*Please note that the ILC submitted value (in nominal terms) is in Cell K121 below.*

Participant Name:	0
Capacity Market Unit Reference:	0
Contact Name:	0
Contact Direct Number:	0
Contact Email Address:	0
Confirm Financial Year End:	0
Currency Zone:	£
Confirm Technology Class:	0
Confirm Initial Capacity:	0

Input basis: forecast values should be provided in auction application-year real terms (2027 prices); historic values should be in real terms for the relevant historical year. The final ILC-route USPC remains calculated through the existing nominal conversion table. Where values are converted from the selected year-end basis, explain the allocation approach below.

Generator Financial Template Summary	**Forecast Revenue, Costs & MWh**					**Historical Revenue, Costs & MWh - five most recent completed historic years**				
Financial Year (please specify year end month in row 15, i.e. cell above year)	January	January	January	January	January	January	January	January	January	January
	2031	2030	2029	2028	2027	2026	2025	2024	2023	2022
Volume of Electricity Sold - MWh										
Revenue	'000	'000	'000	'000	'000	'000	'000	'000	'000	'000
Revenue from SEM Pool/I-SEM energy market, made up of:										
*Net Energy Payments**	0.00	0.00	0.00	0.00	0.00	0.00	0.00	0.00	0.00	0.00
Net Constraints Payments	0.00	0.00	0.00	0.00	0.00	0.00	0.00	0.00	0.00	0.00
Revenue from Contract/Difference Payments (CfDs)	0.00	0.00	0.00	0.00	0.00	0.00	0.00	0.00	0.00	0.00
Net revenue from Reliability Option difference payments	0.00	0.00	0.00	0.00	0.00	0.00	0.00	0.00	0.00	0.00
Revenue from Capacity Payments	0.00	0.00	0.00	0.00	0.00	0.00	0.00	0.00	0.00	0.00
Other Revenue, made up of:										
Revenue from Ancillary Services	0.00	0.00	0.00	0.00	0.00	0.00	0.00	0.00	0.00	0.00
Revenue from Support Mechanisms	0.00	0.00	0.00	0.00	0.00	0.00	0.00	0.00	0.00	0.00
Other Revenue Sources	0.00	0.00	0.00	0.00	0.00	0.00	0.00	0.00	0.00	0.00
Total Revenue	**0.00**	**0.00**	**0.00**	**0.00**	**0.00**	**0.00**	**0.00**	**0.00**	**0.00**	**0.00**
Operating Costs	'000	'000	'000	'000	'000	'000	'000	'000	'000	'000
Fuel Related Operating Costs	0.00	0.00	0.00	0.00	0.00	0.00	0.00	0.00	0.00	0.00
Non-fuel Operating Costs	0.00	0.00	0.00	0.00	0.00	0.00	0.00	0.00	0.00	0.00
Total Operating Costs	**0.00**	**0.00**	**0.00**	**0.00**	**0.00**	**0.00**	**0.00**	**0.00**	**0.00**	**0.00**
EBITDI	**0.00**	**0.00**	**0.00**	**0.00**	**0.00**	**0.00**	**0.00**	**0.00**	**0.00**	**0.00**
Depreciation	0.00	0.00	0.00	0.00	0.00	0.00	0.00	0.00	0.00	0.00
Impairment	0.00	0.00	0.00	0.00	0.00	0.00	0.00	0.00	0.00	0.00
EBIT	**0.00**	**0.00**	**0.00**	**0.00**	**0.00**	**0.00**	**0.00**	**0.00**	**0.00**	**0.00**
Interest	0.00	0.00	0.00	0.00	0.00	0.00	0.00	0.00	0.00	0.00
Tax	0.00	0.00	0.00	0.00	0.00	0.00	0.00	0.00	0.00	0.00
Net Profit	**0.00**	**0.00**	**0.00**	**0.00**	**0.00**	**0.00**	**0.00**	**0.00**	**0.00**	**0.00**

***This value should not be net of expected difference payments**

Breakdown of Non Fuel Operating Costs (NFOCs) (based upon Generator Financial Templates) **Input basis: forecast values should be in auction application-year real terms (2027 prices); final USPC is converted to nominal terms in the table to the right.**		See Information Note D if ILC application relates to part of a capacity unit									
		Forecast NFOC Costs					**Historic NFOC Costs - five most recent completed historic years**				
Financial Year		January	January	January	January	January	January	January	January	January	January
		2031	2030	2029	2028	2027	2026	2025	2024	2023	2022
Description	**Notes**	'000	'000	'000	'000	'000	000	'000	'000	'000	'000
Transmission Charges	1	0.00	0.00	0.00	0.00	0.00	0.00	0.00	0.00	0.00	0.00
Market Operator Charges	2	0.00	0.00	0.00	0.00	0.00	0.00	0.00	0.00	0.00	0.00
System Operator Charges	3	0.00	0.00	0.00	0.00	0.00	0.00	0.00	0.00	0.00	0.00
Gas Transportation Charges	4	0.00	0.00	0.00	0.00	0.00	0.00	0.00	0.00	0.00	0.00
Operating and Maintenance Costs*	5	0.00	0.00	0.00	0.00	0.00	0.00	0.00	0.00	0.00	0.00
Insurance (please specify)	6	0.00	0.00	0.00	0.00	0.00	0.00	0.00	0.00	0.00	0.00
Business Rates	7	0.00	0.00	0.00	0.00	0.00	0.00	0.00	0.00	0.00	0.00
Cost of Fuel Working Capital	8	0.00	0.00	0.00	0.00	0.00	0.00	0.00	0.00	0.00	0.00
Other	9	0.00	0.00	0.00	0.00	0.00	0.00	0.00	0.00	0.00	0.00
Total Non Fuel Operating Costs		**0.00**	**0.00**	**0.00**	**0.00**	**0.00**	**0.00**	**0.00**	**0.00**	**0.00**	**0.00**

Explain how you converted data from the selected financial year-end basis above to Capacity Year / calendar-year values. Please, where monthly data is available, map costs monthly; otherwise explain the allocation method used. Linear allocation can be used as a cross-check.	

Data supporting ILC Application Input basis: forecast values should be in auction application-year real terms (2027 prices); final application USPC is converted to nominal terms in the table to the right (cellsK88:O121).	Forecast Revenue, Costs & MWh
Capacity	**CY2027/28**
Volume of Electricity Sold - MWh	0.00
Revenue	**'000**
Revenue from I-SEM energy market, made up of:	
*Net Energy Payments**	0.00
Net Constraints Payments	0.00
Revenue from Contract/Difference Payments (CfDs)	0.00
Net revenue from Reliability Option difference payments	0.00
Revenue from Capacity Payments	0.00
Operating Costs	**'000**
Fuel Related Operating Costs	0.00

Intermediate Length Contract (ILC) Submission (Applying Forecast NGFCs above to a 12 month Capacity Year for ILC purposes) Input basis: applicant forecast values should be in auction application-year real terms (2027 prices). The final USPC calculation uses the nominal conversion table to the right.		Projected Costs						Nominal conversion for final USPC calculation				
		1 Oct 2027 to 30 Sept 2028	1 Oct 2028 to 30 Sept 2029	1 Oct 2029 to 30 Sept 2030	1 Oct 2030 to 30 Sept 2031	1 Oct 2031 to 30 Sept 2032		CY2027/28	CY2028/29	CY2029/30	CY2030/31	CY2031/32
Description	**Notes**	**'000**	**'000**	**'000**	**'000**	**'000**		**Inflation factor from auction year**	**Inflation factor from auction year**	**Inflation factor from auction year**	**Inflation factor from auction year**	**Inflation factor from auction year**
Non-Fuel Operating Costs (NFOCs)								1.01	1.04	1.06	1.08	1.10
Transmission Charges	As above	0.00	0.00	0.00	0.00	0.00		0.00	0.00	0.00	0.00	0.00
Market Operator Charges	As above	0.00	0.00	0.00	0.00	0.00		0.00	0.00	0.00	0.00	0.00
System Operator Charges	As above	0.00	0.00	0.00	0.00	0.00		0.00	0.00	0.00	0.00	0.00
Gas Transportation Charges	As above	0.00	0.00	0.00	0.00	0.00		0.00	0.00	0.00	0.00	0.00
Operating and Maintenance Costs	As above	0.00	0.00	0.00	0.00	0.00		0.00	0.00	0.00	0.00	0.00
Insurance	As above	0.00	0.00	0.00	0.00	0.00		0.00	0.00	0.00	0.00	0.00
Business Rates	As above	0.00	0.00	0.00	0.00	0.00		0.00	0.00	0.00	0.00	0.00
Fuel Working Capital (ongoing)	As above	0.00	0.00	0.00	0.00	0.00		0.00	0.00	0.00	0.00	0.00
Other	As above	0.00	0.00	0.00	0.00	0.00		0.00	0.00	0.00	0.00	0.00
Adjustments re Variable Operating and Maintenance Cost elements of NFOCs								0.00	0.00	0.00	0.00	0.00
Please describe	13	0.00	0.00	0.00	0.00	0.00		0.00	0.00	0.00	0.00	0.00
Please describe	14	0.00	0.00	0.00	0.00	0.00		0.00	0.00	0.00	0.00	0.00
Unit Specific Projected Infra-marginal rent before Reliability Option difference payments made (corresponding note must specify assumptions including fuel price, carbon price and resulting electricity price assumptions)	15	0.00	0.00	0.00	0.00	0.00		0.00	0.00	0.00	0.00	0.00
Unit Specific Ancillary Services Revenue	16	0.00	0.00	0.00	0.00	0.00		0.00	0.00	0.00	0.00	0.00
Other revenue	17	0.00	0.00	0.00	0.00	0.00		0.00	0.00	0.00	0.00	0.00
Reliability Option difference payments	18	0.00	0.00	0.00	0.00	0.00		0.00	0.00	0.00	0.00	0.00
Refurb Investment (relevant to CY2027/28)												
Applied for CY2027/28	19	0.00	0.00	0.00	0.00	0.00		0.00	0.00	0.00	0.00	0.00
Carried forward UFI from previous years												
Conditionally approved from previous USPC processes (CY2023/24, CY2024/25, CY2025/26 and CY2026/27) and new UFI submitted for CY2027/28	20	0.00	0.00	0.00	0.00	0.00		0.00	0.00	0.00	0.00	0.00
Net Going Forward Costs, year by year (real, auction application-year prices)		**0.00**	**0.00**	**0.00**	**0.00**	**0.00**	**(nominal) >**	0.00	0.00	0.00	0.00	0.00
Average NGFC over 5 years (real, auction application-year prices)		0.00					**(nominal) >**	0.00				
De-Rated Capacity as per Qualification (kW)	21	0						0.00				
ILC Submission (final price cap, nominal €/£/kW/year) - column K							**(nominal) >**	#DIV/0!				

New Application for Refurbishment Investment in Respect of CY2027/28 Capacity Delivery
[No entries for applicant - calculations tab]

	CY2022/23	CY2023/24	CY2024/25	CY2025/26	CY2026/27	CY2027/28	CY2028/29	CY2029/30	CY2030/31	CY2031/32	CY2032/33	CY2033/34	CY2034/35	CY2035/36	CY2036/37
WACC (pre-tax real) ROI	5.84%	5.84%	5.84%	5.84%	5.84%	5.84%	5.84%	5.84%	5.84%	5.84%	5.84%	5.84%	5.84%	5.84%	5.84%
WACC (pre-tax real) NI	8.62%	8.62%	8.62%	8.62%	8.62%	8.62%	8.62%	8.62%	8.62%	8.62%	8.62%	8.62%	8.62%	8.62%	8.62%
ROI WACC Discount Factors	1.327955	1.254720	1.185523	1.120143	1.058368	1.000000	0.944851	0.892743	0.843509	0.796991	0.753037	0.711508	0.672269	0.635194	-
NI WACC Discount Factors	1.512008	1.392013	1.281541	1.179836	1.086203	1.000000	0.920639	0.847576	0.780311	0.718384	0.661372	0.608885	0.560563	0.516076	-

REFURBISHMENT PROJECT		
Select ROI or NI Participant	NI	*[Auto-filled from 'Unit and Contact details' tab, Currency Zone. If Currency Zone = € -> "ROI"; if Currency Zone = £ -> "NI"]*
Enter Economic Life (whole number of years)	*5*	*[Linked in]*
Enter the Residual Value of the Investment (€ or £ - 000's, auction-year real)	*0*	*[Linked in]*

	1	2	3	4	5	6	7	8	9	10	11	12	13	14	-
	CY2022/23	CY2023/24	CY2024/25	CY2025/26	CY2026/27	CY2027/28	CY2028/29	CY2029/30	CY2030/31	CY2031/32	CY2032/33	CY2033/34	CY2034/35	CY2035/36	
Investment Spend (auction application-year real) [€ or £ - 000's]	0.0	0.0	0.0	0.0	0.0										-
Residual Value (auction application-year real)	0.0	0.0	0.0	0.0	0.0	0.0	0.0	0.0	0.0	0.0	0.0	0.0	0.0	0.0	-
Required payment (auction application-year real)	0.0	0.0	0.0	0.0	0.0	0.0	0.0	0.0	0.0	0.0	0.0	0.0	0.0	0.0	-
Total cashflow (auction application-year real)	0.0	0.0	0.0	0.0	0.0	0.0	0.0	0.0	0.0	0.0	0.0	0.0	0.0	0.0	-
Discounted cashflow (auction application-year real, using real WACC)	0.0	0.0	0.0	0.0	0.0	0.0	0.0	0.0	0.0	0.0	0.0	0.0	0.0	0.0	-

Required amount by year		*Recovery for CY2023/24*	*Recovery for CY2024/25*	*Recovery for CY2025/26*	*Recovery for CY2026/27*	*Res. Val*	*Total*
		0	0	0	0	0	0

Applicant instruction: complete invoice / quote / estimate detail in the 'Supporting info for refurb' tab. The values below are formula-driven from that tab.

Formula-driven summary by category and investment year. Do not enter invoice references here; provide invoice-by-invoice support in the 'Supporting info for refurb' tab.

Investment category	CY2022/23	CY2023/24	CY2024/25	CY2025/26	CY2026/27	Total
EPC costs	-	-	-	-	-	-
Non-EPC costs	-	-	-	-	-	-
Total	-	-	-	-	-	-

Supporting information for refurbishment investment

Application tab complete	FALSE
Price base = auction year	2027
Jurisdiction	Northern Ireland
Jurisdiction currency	GBP
ICIRT threshold (local currency/MWd)	86,565
Derated capacity after investment (MWd)	0
Total qualifying investment as per application (auction application-year real, jurisdiction currency '000s)	0
Investment per derated MWd (local currency/MWd)	
ICIRT check	
Economic life of refurbishment investment (whole number of years)	5
Residual value of investment (jurisdiction currency '000s, auction application-year real)	

Complete one row per invoice / quote / estimate. Quote amount inputs should be provided in quote-year real terms and in the same currency as the invoice/quote. The workbook converts values to auction application-year real terms and to the jurisdiction currency using the Fixed inputs tab. Applicants may apply for an increase of up to 5% only for EPC costs.

Investment category	Currency of invoice	CY2023/24 amount (quote-year real, '000s)	CY2024/25 amount (quote-year real, '000s)	CY2025/26 amount (quote-year real, '000s)	CY2026/27 amount (quote-year real, '000s)	Total input	Independent third party quote	Source of quote	Year of quote = Price base of the quote amount	Explanation of year of quote required	Explanation of year of quote	Document name	Page reference	Value reported (or sum of values reported) in the row matches value referenced in document	Applicant notes	Applied increase % CY2023/24 (EPC only)	Applied increase % CY2024/25 (EPC only)	Applied increase % CY2025/26 (EPC only)	Applied increase % CY2026/27 (EPC only)	Reason for applied increase	CY2023/24 amount (auction application-year real incl. increase, jurisdiction currency)	CY2024/25 amount (auction application-year real incl. increase, jurisdiction currency)	CY2025/26 amount (auction application-year real incl. increase, jurisdiction currency)	CY2026/27 amount (auction application-year real incl. increase, jurisdiction currency)	Total amount (auction application-year real incl. increase, jurisdiction currency)	Row complete?	Indexation factor to auction year	FX to jurisdiction currency





Application for Unavoidable Future Investment in respect of CY2027/28 Capacity Delivery [Yellow cells to be completed by Applicant]

Application tab complete	TRUE

Note: this tab captures submissions for UFI for CY2027/28.

	CY2021/22	CY2022/23	CY2023/24	CY2024/25	CY2025/26	CY2026/27	CY2027/28	CY2028/29	CY2029/30	CY2030/31	CY2031/32	CY2032/33	CY2033/34	CY2034/35	CY2035/36	CY2036/37
WACC (pre-tax real) ROI	5.84%	5.84%	5.84%	5.84%	5.84%	5.84%	5.84%	5.84%	5.84%	5.84%	5.84%	5.84%	5.84%	5.84%	5.84%	5.84%
WACC (pre-tax real) NI	8.62%	8.62%	8.62%	8.62%	8.62%	8.62%	8.62%	8.62%	8.62%	8.62%	8.62%	8.62%	8.62%	8.62%	8.62%	8.62%
ROI WACC Discount Factors	1.405465	1.327955	1.254720	1.185523	1.120143	1.058368	1.000000	0.944851	0.892743	0.843509	0.796991	0.753037	0.711508	0.672269	0.635194	0.600164
NI WACC Discount Factors	1.642347	1.512008	1.392013	1.281541	1.179836	1.086203	1.000000	0.920639	0.847576	0.780311	0.718384	0.661372	0.608885	0.560563	0.516076	0.475119

New Project investment spend values below are formula-driven from the 'Support info UFI CY2027/28' tab. Complete invoice / quote / estimate detail there. All values are in auction application-year real terms and in the applicant jurisdiction currency.

New Project 1 (for projects not previously approved)

Select ROI or NI Participant	NI	[Auto-filled]
Enter Economic Life (whole number of years)	5	[Value to be entered by Applicant]
Enter the Residual Value of the Investment (EUR or GBP - 000s, auction application-year real)	0	[Value to be entered by Applicant]

		1	2	3	4	5	6	7	8	9	10	11	12	13	14	15	
		CY2022/23	CY2023/24	CY2024/25	CY2025/26	CY2026/27	CY2027/28	CY2028/29	CY2029/30	CY2030/31	CY2031/32	CY2032/33	CY2033/34	CY2034/35	CY2035/36	CY2036/37	Total
Investment Spend (auction application-year real) [EUR or GBP - 000s]	0	0.0	0.0	0.0	0.0	0.0	0.0	0.0	0.0	0.0	0.0	0.0	0.0	0.0	0.0	0.0	0.0
Residual Value (auction application-year real)		0.0	0.0	0.0	0.0	0.0	0.0	0.0	0.0	0.0	0.0	0.0	0.0	0.0	0.0	0.0	0.0
Required payment (auction application-year real)		0.0	0.0	0.0	0.0	0.0	0.0	0.0	0.0	0.0	0.0	0.0	0.0	0.0	0.0	0.0	0.0
Total cashflow (auction application-year real)		0.0	0.0	0.0	0.0	0.0	0.0	0.0	0.0	0.0	0.0	0.0	0.0	0.0	0.0	0.0	0.0
Discounted cashflow (auction application-year real, using real WACC)		0.0	0.0	0.0	0.0	0.0	0.0	0.0	0.0	0.0	0.0	0.0	0.0	0.0	0.0	0.0	0.0

	CY2022/23	CY2023/24	CY2024/25	CY2025/26	CY2026/27	CY2027/28	Res. Val	Total
Required amount by year	**0.0**	**0.0**	**0.0**	**0.0**	**0.0**	**0.0**	**0.0**	**0.0**
Required amount by year	0.0	0.0	0.0	0.0	0.0	0.0	0.0	0.0

New Project 2 (for projects not previously approved)

Select ROI or NI Participant	NI	[Auto-filled]
Enter Economic Life (whole number of years)	5	[Value to be entered by Applicant]
Enter the Residual Value of the Investment (EUR or GBP - 000s, auction application-year real)	0	[Value to be entered by Applicant]

		1	2	3	4	5	6	7	8	9	10	11	12	13	14	15	
		CY2022/23	CY2023/24	CY2024/25	CY2025/26	CY2026/27	CY2027/28	CY2028/29	CY2029/30	CY2030/31	CY2031/32	CY2032/33	CY2033/34	CY2034/35	CY2035/36	CY2036/37	Total
Investment Spend (auction application-year real) [EUR or GBP - 000s]	-	0.0	0.0	0.0	0.0	0.0	0.0	0.0	0.0	0.0	0.0	0.0	0.0	0.0	0.0	0.0	0.0
Residual Value (auction application-year real)		0.0	0.0	0.0	0.0	0.0	0.0	0.0	0.0	0.0	0.0	0.0	0.0	0.0	0.0	0.0	0.0
Required payment (auction application-year real)		0.0	0.0	0.0	0.0	0.0	0.0	0.0	0.0	0.0	0.0	0.0	0.0	0.0	0.0	0.0	0.0
Total cashflow (auction application-year real)		0.0	0.0	0.0	0.0	0.0	0.0	0.0	0.0	0.0	0.0	0.0	0.0	0.0	0.0	0.0	0.0
Discounted cashflow (auction application-year real, using real WACC)		0.0	0.0	0.0	0.0	0.0	0.0	0.0	0.0	0.0	0.0	0.0	0.0	0.0	0.0	0.0	0.0

	CY2022/23	CY2023/24	CY2024/25	CY2025/26	CY2026/27	CY2027/28	Res. Val	Total
Required amount by year	**0.0**	**0.0**	**0.0**	**0.0**	**0.0**	**0.0**	**0.0**	**0.0**
Required amount by year	0.0	0.0	0.0	0.0	0.0	0.0	0.0	0.0

New Project 3 (for projects not previously approved)

Select ROI or NI Participant	NI	[Auto-filled]
Enter Economic Life (whole number of years)	5	[Value to be entered by Applicant]
Enter the Residual Value of the Investment (EUR or GBP - 000s, auction application-year real)	0	[Value to be entered by Applicant]

		1	2	3	4	5	6	7	8	9	10	11	12	13	14	15	
		CY2022/23	CY2023/24	CY2024/25	CY2025/26	CY2026/27	CY2027/28	CY2028/29	CY2029/30	CY2030/31	CY2031/32	CY2032/33	CY2033/34	CY2034/35	CY2035/36	CY2036/37	Total
Investment Spend (auction application-year real) [EUR or GBP - 000s]	-	0.0	0.0	0.0	0.0	0.0	0.0	0.0	0.0	0.0	0.0	0.0	0.0	0.0	0.0	0.0	0.0
Residual Value (auction application-year real)		0.0	0.0	0.0	0.0	0.0	0.0	0.0	0.0	0.0	0.0	0.0	0.0	0.0	0.0	0.0	0.0
Required payment (auction application-year real)		0.0	0.0	0.0	0.0	0.0	0.0	0.0	0.0	0.0	0.0	0.0	0.0	0.0	0.0	0.0	0.0
Total cashflow (auction application-year real)		0.0	0.0	0.0	0.0	0.0	0.0	0.0	0.0	0.0	0.0	0.0	0.0	0.0	0.0	0.0	0.0
Discounted cashflow (auction application-year real, using real WACC)		0.0	0.0	0.0	0.0	0.0	0.0	0.0	0.0	0.0	0.0	0.0	0.0	0.0	0.0	0.0	0.0

	CY2022/23	CY2023/24	CY2024/25	CY2025/26	CY2026/27	CY2027/28	Res. Val	Total
Required amount by year	**0.0**	**0.0**	**0.0**	**0.0**	**0.0**	**0.0**	**0.0**	**0.0**
Required amount by year	0.0	0.0	0.0	0.0	0.0	0.0	0.0	0.0

New Project 4 (for projects not previously approved)

Select ROI or NI Participant	NI	[Auto-filled]
Enter Economic Life (whole number of years)	5	[Value to be entered by Applicant]
Enter the Residual Value of the Investment (EUR or GBP - 000s, auction application-year real)	0	[Value to be entered by Applicant]

		1	2	3	4	5	6	7	8	9	10	11	12	13	14	15	
		CY2022/23	CY2023/24	CY2024/25	CY2025/26	CY2026/27	CY2027/28	CY2028/29	CY2029/30	CY2030/31	CY2031/32	CY2032/33	CY2033/34	CY2034/35	CY2035/36	CY2036/37	Total
Investment Spend (auction application-year real) [EUR or GBP - 000s]	0.00	0.0	0.0	0.0	0.0	0.0	0.0	0.0	0.0	0.0	0.0	0.0	0.0	0.0	0.0	0.0	0.0
Residual Value (auction application-year real)		0.0	0.0	0.0	0.0	0.0	0.0	0.0	0.0	0.0	0.0	0.0	0.0	0.0	0.0	0.0	0.0
Required payment (auction application-year real)		0.0	0.0	0.0	0.0	0.0	0.0	0.0	0.0	0.0	0.0	0.0	0.0	0.0	0.0	0.0	0.0
Total cashflow (auction application-year real)		0.0	0.0	0.0	0.0	0.0	0.0	0.0	0.0	0.0	0.0	0.0	0.0	0.0	0.0	0.0	0.0
Discounted cashflow (auction application-year real, using real WACC)		0.0	0.0	0.0	0.0	0.0	0.0	0.0	0.0	0.0	0.0	0.0	0.0	0.0	0.0	0.0	0.0

	CY2022/23	CY2023/24	CY2024/25	CY2025/26	CY2026/27	CY2027/28	Res. Val	Total
Required amount by year	**0.0**	**0.0**	**0.0**	**0.0**	**0.0**	**0.0**	**0.0**	**0.0**
Required amount by year	0.0	0.0	0.0	0.0	0.0	0.0	0.0	0.0

Totals

Summary	CY2027/28	CY2028/29	CY2029/30	CY2030/31	CY2031/32

Previous approved projects (real)	0.0	0.0	0.0	0.0	0.0
New Project 1	0.0	0.0	0.0	0.0	0.0
New Project 2	0.0	0.0	0.0	0.0	0.0
New Project 3	0.0	0.0	0.0	0.0	0.0
New Project 4	0.0	0.0	0.0	0.0	0.0
Repayments / credits	0.0	0.0	0.0	0.0	0.0
Total	0.0	0.0	0.0	0.0	0.0

Supporting information for UFI CY2027/28 - new projects not previously approved

Application 'ab' complete	FALSE
Matrix Areas 3 workflow value	WAY
Australia/Wales	Non-Wales treatment

Complete one row per invoice / quote / estimate. Quote amount inputs should be provided in quote real terms and in the same currency as the invoices/quote. The workbook converts values to auction application-year real terms and to the jurisdiction currency using the Fixed inputs tab. Applicants may apply for an increase of up to 5% only for EPC costs.

Project	Currency of invoice	Investment category	CY2022/23 amount (quote-year real, '000s)	CY2023/24 amount (quote-year real, '000s)	CY2024/25 amount (quote-year real, '000s)	CY2025/26 amount (quote-year real, '000s)	CY2026/27 amount (quote-year real, '000s)	CY2027/28 amount (quote-year real, '000s)	Total input	Independent third party quote	Source of quote	Year of quote = Price base of the quote amount	Explanation of year of quote required	Explanation of year of quote	Document name	Page reference	Value reported (or sum of values inputted) in the row matches value (write 'error' if not)	Applicant notes	Applied increase % CY2022/23 (EPC only)	Applied increase % CY2023/24 (EPC only)	Applied increase % CY2024/25 (EPC only)	Applied increase % CY2025/26 (EPC only)	Applied increase % CY2026/27 (EPC only)	Applied increase % CY2027/28 (EPC only)	Applied increase % CY2028/29 (EPC only)	Reason for applied increase	CY2022/23 amount (decline application-year real tool, increase, jurisdiction currency)	CY2023/24 amount (decline application-year real tool, increase, jurisdiction currency)	CY2024/25 amount (decline application-year real tool, increase, jurisdiction currency)	CY2025/26 amount (decline application-year real tool, increase, jurisdiction currency)	CY2026/27 amount (decline application-year real tool, increase, jurisdiction currency)	CY2027/28 amount (decline application-year real tool, increase, jurisdiction currency)	Total amount (auction application-year real tool, increase, jurisdiction currency)	Row complete?	Innovation factor to auction year	FX to jurisdiction currency
									0.00																						0.00	TRUE		



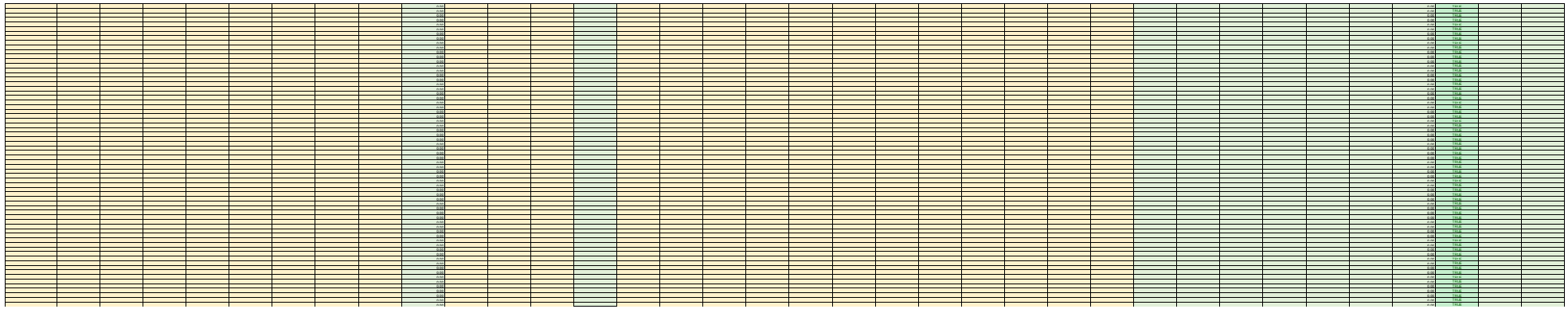

Application for Unavoidable Future Investment in respect of CY2026/27 Capacity Delivery [Yellow cells to be completed by Applicant]

Application tab complete	TRUE

Note: this tab captures UFI previously awarded in CY2026/27, and new UFI projects not previously approved for CY2026/27, where these amounts are proposed to be carried forward into the CY2027/28 NGFC calculation.

	CY2020/21	CY2021/22	CY2022/23	CY2023/24	CY2024/25	CY2025/26	CY2026/27	CY2027/28	CY2028/29	CY2029/30	CY2030/31	CY2031/32	CY2032/33	CY2033/34	CY2034/35	CY2035/36
WACC (pre-tax real) ROI	5.84%	5.84%	5.84%	5.84%	5.84%	5.84%	5.84%	5.84%	5.84%	5.84%	5.84%	5.84%	5.84%	5.84%	5.84%	5.84%
WACC (pre-tax real) NI	8.62%	8.62%	8.62%	8.62%	8.62%	8.62%	8.62%	8.62%	8.62%	8.62%	8.62%	8.62%	8.62%	8.62%	8.62%	8.62%
ROI WACC Discount Factors	1.405465	1.327955	1.254720	1.185523	1.120143	1.058368	1.000000	0.944851	0.892743	0.843509	0.796991	0.753037	0.711508	0.672269	0.635194	0.600164
NI WACC Discount Factors	1.642347	1.512008	1.392013	1.281541	1.179836	1.086203	1.000000	0.920639	0.847576	0.780311	0.718384	0.661372	0.608885	0.560563	0.516076	0.475119

UFI previously awarded in CY2026/27	
Does the Candidate Unit have a UFI to carry forward from CY2026/27?	NO

Previously approved UFI allowance, € or £, nominal		CY2026/27	CY2027/28	CY2028/29	CY2029/30	CY2030/31	Evidence for SEM-C Reference Number	Page reference	Applicant comments
Previously approved UFI allowance, nominal (i.e., price in relevant capacity year)									
Adjustment to auction application-year real terms		0.00	0.00	0.00	0.00	0.00			

New Project investment spend values below are formula-driven from the 'Support info UFI CY2026/27' tab. Complete invoice / quote / estimate detail there. All values are in auction application-year real terms and in the applicant jurisdiction currency.

New Project 1 (for projects not previously approved)

Select ROI or NI Participant	NI	[Auto-filled]
Enter Economic Life (whole number of years)	5	[Value to be entered by Applicant]
Enter the Residual Value of the Investment (EUR or GBP - 000s, auction application-year real)	0	[Value to be entered by Applicant]

		1	2	3	4	5	6	7	8	9	10	11	12	13	14	15	
		CY2021/22	CY2022/23	CY2023/24	CY2024/25	CY2025/26	CY2026/27	CY2027/28	CY2028/29	CY2029/30	CY2030/31	CY2031/32	CY2032/33	CY2033/34	CY2034/35	CY2035/36	Total
Investment Spend (auction application-year real) [EUR or GBP - 000s]	0	0.0	0.0	0.0	0.0	0.0	0.0	0.0	0.0	0.0	0.0	0.0	0.0	0.0	0.0	0.0	0.0
Residual Value (auction application-year real)		0.0	0.0	0.0	0.0	0.0	0.0	0.0	0.0	0.0	0.0	0.0	0.0	0.0	0.0	0.0	0.0
Required payment (auction application-year real)		0.0	0.0	0.0	0.0	0.0	0.0	0.0	0.0	0.0	0.0	0.0	0.0	0.0	0.0	0.0	0.0
Total cashflow (auction application-year real)		0.0	0.0	0.0	0.0	0.0	0.0	0.0	0.0	0.0	0.0	0.0	0.0	0.0	0.0	0.0	0.0
Discounted cashflow (auction application-year real, using real WACC)		0.0	0.0	0.0	0.0	0.0	0.0	0.0	0.0	0.0	0.0	0.0	0.0	0.0	0.0	0.0	0.0

	CY2021/22	CY2022/23	CY2023/24	CY2024/25	CY2025/26	CY2026/27	Res. Val	Total
Required amount by year	**0.0**	**0.0**	**0.0**	**0.0**	**0.0**	**0.0**	**0.0**	**0.0**
Required amount by year	0.0	0.0	0.0	0.0	0.0	0.0	0.0	0.0

New Project 2 (for projects not previously approved)

Select ROI or NI Participant	NI	[Auto-filled]
Enter Economic Life (whole number of years)	5	[Value to be entered by Applicant]
Enter the Residual Value of the Investment (EUR or GBP - 000s, auction application-year real)	0	[Value to be entered by Applicant]

		1	2	3	4	5	6	7	8	9	10	11	12	13	14	15	
		CY2021/22	CY2022/23	CY2023/24	CY2024/25	CY2025/26	CY2026/27	CY2027/28	CY2028/29	CY2029/30	CY2030/31	CY2031/32	CY2032/33	CY2033/34	CY2034/35	CY2035/36	Total
Investment Spend (auction application-year real) [EUR or GBP - 000s]	-	0.0	0.0	0.0	0.0	0.0	0.0	0.0	0.0	0.0	0.0	0.0	0.0	0.0	0.0	0.0	0.0
Residual Value (auction application-year real)		0.0	0.0	0.0	0.0	0.0	0.0	0.0	0.0	0.0	0.0	0.0	0.0	0.0	0.0	0.0	0.0
Required payment (auction application-year real)		0.0	0.0	0.0	0.0	0.0	0.0	0.0	0.0	0.0	0.0	0.0	0.0	0.0	0.0	0.0	0.0
Total cashflow (auction application-year real)		0.0	0.0	0.0	0.0	0.0	0.0	0.0	0.0	0.0	0.0	0.0	0.0	0.0	0.0	0.0	0.0
Discounted cashflow (auction application-year real, using real WACC)		0.0	0.0	0.0	0.0	0.0	0.0	0.0	0.0	0.0	0.0	0.0	0.0	0.0	0.0	0.0	0.0

	CY2021/22	CY2022/23	CY2023/24	CY2024/25	CY2025/26	CY2026/27	Res. Val	Total
Required amount by year	**0.0**	**0.0**	**0.0**	**0.0**	**0.0**	**0.0**	**0.0**	**0.0**
Required amount by year	0.0	0.0	0.0	0.0	0.0	0.0	0.0	0.0

New Project 3 (for projects not previously approved)

Select ROI or NI Participant	NI	[Auto-filled]
Enter Economic Life (whole number of years)	5	[Value to be entered by Applicant]
Enter the Residual Value of the Investment (EUR or GBP - 000s, auction application-year real)	0	[Value to be entered by Applicant]

		1	2	3	4	5	6	7	8	9	10	11	12	13	14	15	
		CY2021/22	CY2022/23	CY2023/24	CY2024/25	CY2025/26	CY2026/27	CY2027/28	CY2028/29	CY2029/30	CY2030/31	CY2031/32	CY2032/33	CY2033/34	CY2034/35	CY2035/36	Total
Investment Spend (auction application-year real) [EUR or GBP - 000s]	-	0.0	0.0	0.0	0.0	0.0	0.0	0.0	0.0	0.0	0.0	0.0	0.0	0.0	0.0	0.0	0.0
Residual Value (auction application-year real)		0.0	0.0	0.0	0.0	0.0	0.0	0.0	0.0	0.0	0.0	0.0	0.0	0.0	0.0	0.0	0.0
Required payment (auction application-year real)		0.0	0.0	0.0	0.0	0.0	0.0	0.0	0.0	0.0	0.0	0.0	0.0	0.0	0.0	0.0	0.0
Total cashflow (auction application-year real)		0.0	0.0	0.0	0.0	0.0	0.0	0.0	0.0	0.0	0.0	0.0	0.0	0.0	0.0	0.0	0.0
Discounted cashflow (auction application-year real, using real WACC)		0.0	0.0	0.0	0.0	0.0	0.0	0.0	0.0	0.0	0.0	0.0	0.0	0.0	0.0	0.0	0.0

	CY2021/22	CY2022/23	CY2023/24	CY2024/25	CY2025/26	CY2026/27	Res. Val	Total
Required amount by year	**0.0**	**0.0**	**0.0**	**0.0**	**0.0**	**0.0**	**0.0**	**0.0**
Required amount by year	0.0	0.0	0.0	0.0	0.0	0.0	0.0	0.0

New Project 4 (for projects not previously approved)

Select ROI or NI Participant	NI	[Auto-filled]
Enter Economic Life (whole number of years)	5	[Value to be entered by Applicant]
Enter the Residual Value of the Investment (EUR or GBP - 000s, auction application-year real)	0	[Value to be entered by Applicant]

		1	2	3	4	5	6	7	8	9	10	11	12	13	14	15	
		CY2021/22	CY2022/23	CY2023/24	CY2024/25	CY2025/26	CY2026/27	CY2027/28	CY2028/29	CY2029/30	CY2030/31	CY2031/32	CY2032/33	CY2033/34	CY2034/35	CY2035/36	Total
Investment Spend (auction application-year real) [EUR or GBP - 000s]	0.00	0.0	0.0	0.0	0.0	0.0	0.0	0.0	0.0	0.0	0.0	0.0	0.0	0.0	0.0	0.0	0.0

Residual Value (auction application-year real)		0.0	0.0	0.0	0.0	0.0	0.0	0.0	0.0	0.0	0.0	0.0	0.0	0.0	0.0	0.0	0.0	0.0
Required payment (auction application-year real)		0.0	0.0	0.0	0.0	0.0	0.0	0.0	0.0	0.0	0.0	0.0	0.0	0.0	0.0	0.0	0.0	0.0
Total cashflow (auction application-year real)		0.0	0.0	0.0	0.0	0.0	0.0	0.0	0.0	0.0	0.0	0.0	0.0	0.0	0.0	0.0	0.0	0.0
Discounted cashflow (auction application-year real, using real WACC)		0.0	0.0	0.0	0.0	0.0	0.0	0.0	0.0	0.0	0.0	0.0	0.0	0.0	0.0	0.0	0.0	0.0

	CY2021/22	CY2022/23	CY2023/24	CY2024/25	CY2025/26	CY2026/27	**Res. Val**	**Total**
Required amount by year	**0.0**	**0.0**	**0.0**	**0.0**	**0.0**	**0.0**	**0.0**	**0.0**
Required amount by year	0.0	0.0	0.0	0.0	0.0	0.0	0.0	0.0

Repayment / credit-to-market table for previously approved UFI

Complete this table only where a previously approved UFI should result in a repayment / credit to market. Applicant proposed credits must be positive nominal values. The workbook converts them to auction application-year real terms before they feed the totals table.

									CY2026/27	*CY2027/28*	*CY2028/29*	*CY2029/30*	*CY2030/31*			
Prior approval CY / auction	**Project ID / name**	**SEM-C reference number**	**Applicant explanation of repayment / credit need**	**Proposed credit applied to CY2026/27 (nominal, positive)**	**Proposed credit applied to CY2027/28 (nominal, positive)**	**Proposed credit applied to CY2028/29 (nominal, positive)**	**Proposed credit applied to CY2029/30 (nominal, positive)**	**Proposed credit applied to CY2030/31 (nominal, positive)**	**Proposed credit applied to CY2026/27 (auction application-year**	**Proposed credit applied to CY2027/28 (auction application-year**	**Proposed credit applied to CY2028/29 (auction application-year**	**Proposed credit applied to CY2029/30 (auction application-year**	**Proposed credit applied to CY2030/31 (auction application-year**	**Total proposed credit (nominal)**	**Total credit applied (auction application-year real)**	**Row Complete?**
														0.00	0.00	TRUE
														0.00	0.00	TRUE
														0.00	0.00	TRUE
														0.00	0.00	TRUE
														0.00	0.00	TRUE
														0.00	0.00	TRUE
														0.00	0.00	TRUE
														0.00	0.00	TRUE
														0.00	0.00	TRUE
														0.00	0.00	TRUE

Totals

Summary	**CY2026/27**	**CY2027/28**	**CY2028/29**	**CY2029/30**	**CY2030/31**
Previous approved projects (real)	0.0	0.0	0.0	0.0	0.0
New Project 1	0.0	0.0	0.0	0.0	0.0
New Project 2	0.0	0.0	0.0	0.0	0.0
New Project 3	0.0	0.0	0.0	0.0	0.0
New Project 4	0.0	0.0	0.0	0.0	0.0
Repayments / credits	0.00	0.00	0.00	0.00	0.00
Total	0.0	0.0	0.0	0.0	0.0

Supporting information for UFI CY2026/27 - new projects not previously approved

Application tab complete: FALSE

Below Areas & auction label: NEXT

Australia/Macau: Macau is exempt

Complete one row per invoice / quote / estimate. Quote amount inputs should be provided in quote real/ real terms and in the same currency as the invoice/quote. The workbook converts values to auction application-year real terms and to the jurisdiction currency using the Fixed inputs tab. Applicants may apply for an increase of up to 5% only for EPC costs.

Project	Currency of invoice	Investment category	CY2021/22 amount (quote-year real, '000s)	CY2022/23 amount (quote-year real, '000s)	CY2023/24 amount (quote-year real, '000s)	CY2024/25 amount (quote-year real, '000s)	CY2025/26 amount (quote-year real, '000s)	CY2026/27 amount (quote-year real, '000s)	Total input	Independent third party quote	Source of quote	Year of quote = Price base of the quote amount	Explanation of year of quote required	Explanation of year of quote	Document name	Page reference	Value reported on basis of above inputs(Not in the row matches value auto-sourced)	Applicant notes	Applied increase % CY2021/22 (EPC only)	Applied increase % CY2022/23 (EPC only)	Applied increase % CY2023/24 (EPC only)	Applied increase % CY2024/25 (EPC only)	Applied increase % CY2025/26 (EPC only)	Applied increase % CY2026/27 (EPC only)	Reason for applied increase	CY2021/22 amount (decline application-year real incr. increase, jurisdiction currency)	CY2022/23 amount (decline application-year real incr. increase, jurisdiction currency)	CY2023/24 amount (decline application-year real incr. increase, jurisdiction currency)	CY2024/25 amount (decline application-year real incr. increase, jurisdiction currency)	CY2025/26 amount (decline application-year real incr. increase, jurisdiction currency)	CY2026/27 amount (decline application-year real incr. increase, jurisdiction currency)	Total amount (decline application-year real incr. increase, jurisdiction currency)	Row complete ?	Innovation factor to auction year	FX to jurisdiction currency
									0.00																						0.00	TRUE		



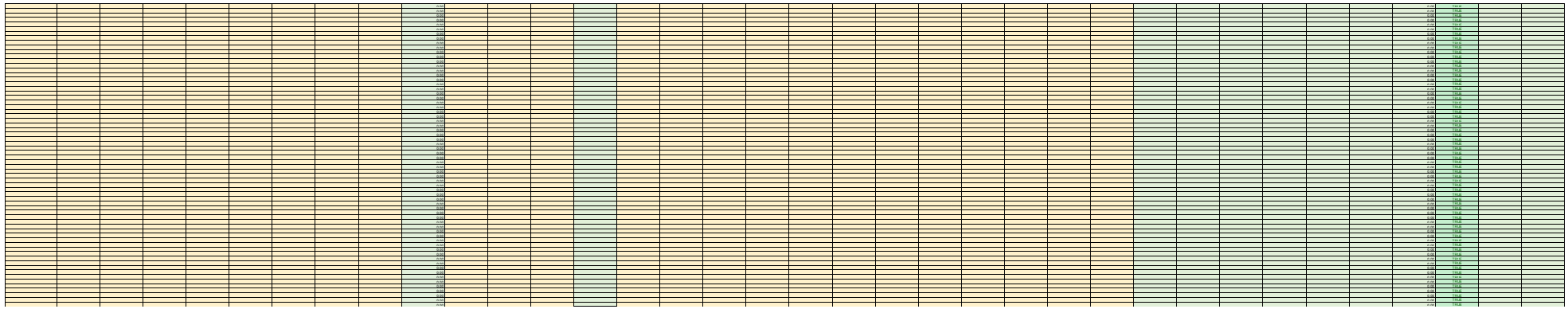

Application for Unavoidable Future Investment in respect of CY2025/26 Capacity Delivery [Yellow cells to be completed by Applicant]

Application tab complete	TRUE

Note: this tab captures UFI previously awarded in CY2025/26, and new UFI projects not previously approved for CY2025/26, where these amounts are proposed to be carried forward into the CY2027/28 NGFC calculation.

	CY2019/20	CY2020/21	CY2021/22	CY2022/23	CY2023/24	CY2024/25	CY2025/26	CY2026/27	CY2027/28	CY2028/29	CY2029/30	CY2030/31	CY2031/32	CY2032/33	CY2033/34	CY2034/35
WACC (pre-tax real) ROI	5.84%	5.84%	5.84%	5.84%	5.84%	5.84%	5.84%	5.84%	5.84%	5.84%	5.84%	5.84%	5.84%	5.84%	5.84%	5.84%
WACC (pre-tax real) NI	8.62%	8.62%	8.62%	8.62%	8.62%	8.62%	8.62%	8.62%	8.62%	8.62%	8.62%	8.62%	8.62%	8.62%	8.62%	8.62%
ROI WACC Discount Factors	1.405465	1.327955	1.254720	1.185523	1.120143	1.058368	1.000000	0.944851	0.892743	0.843509	0.796991	0.753037	0.711508	0.672269	0.635194	0.600164
NI WACC Discount Factors	1.642347	1.512008	1.392013	1.281541	1.179836	1.086203	1.000000	0.920639	0.847576	0.780311	0.718384	0.661372	0.608885	0.560563	0.516076	0.475119

UFI previously awarded in CY2025/26	
Does the Candidate Unit have a UFI to carry forward from CY2025/26?	NO

Previously approved UFI allowance, € or £, nominal		**CY2025/26**	**CY2026/27**	**CY2027/28**	**CY2028/29**	**CY2029/30**	**Evidence for SEM-C Reference Number**	**Page reference**	**Applicant comments**
Previously approved UFI allowance, nominal (i.e., price in relevant capacity year)									
Adjustment to auction application-year real terms		0.00	0.00	0.00	0.00	0.00			

New Project investment spend values below are formula-driven from the 'Support info UFI CY2025/26' tab. Complete invoice / quote / estimate detail there. All values are in auction application-year real terms and in the applicant jurisdiction currency.

New Project 1 (for projects not previously approved)

Select ROI or NI Participant	NI	[Auto-filled]
Enter Economic Life (whole number of years)	5	[Value to be entered by Applicant]
Enter the Residual Value of the Investment (EUR or GBP - 000s, auction application-year real)	0	[Value to be entered by Applicant]

		1	2	3	4	5	6	7	8	9	10	11	12	13	14	15	
		CY2020/21	CY2021/22	CY2022/23	CY2023/24	CY2024/25	CY2025/26	CY2026/27	CY2027/28	CY2028/29	CY2029/30	CY2030/31	CY2031/32	CY2032/33	CY2033/34	CY2034/35	Total
Investment Spend (auction application-year real) [EUR or GBP - 000s]	0	0.0	0.0	0.0	0.0	0.0	0.0	0.0	0.0	0.0	0.0	0.0	0.0	0.0	0.0	0.0	0.0
Residual Value (auction application-year real)		0.0	0.0	0.0	0.0	0.0	0.0	0.0	0.0	0.0	0.0	0.0	0.0	0.0	0.0	0.0	0.0
Required payment (auction application-year real)		0.0	0.0	0.0	0.0	0.0	0.0	0.0	0.0	0.0	0.0	0.0	0.0	0.0	0.0	0.0	0.0
Total cashflow (auction application-year real)		0.0	0.0	0.0	0.0	0.0	0.0	0.0	0.0	0.0	0.0	0.0	0.0	0.0	0.0	0.0	0.0
Discounted cashflow (auction application-year real, using real WACC)		0.0	0.0	0.0	0.0	0.0	0.0	0.0	0.0	0.0	0.0	0.0	0.0	0.0	0.0	0.0	0.0

	CY2020/21	CY2021/22	CY2022/23	CY2023/24	CY2024/25	CY2025/26	Res. Val	Total
Required amount by year	**0.0**	**0.0**	**0.0**	**0.0**	**0.0**	**0.0**	**0.0**	**0.0**
Required amount by year	0.0	0.0	0.0	0.0	0.0	0.0	0.0	0.0

New Project 2 (for projects not previously approved)

Select ROI or NI Participant	NI	[Auto-filled]
Enter Economic Life (whole number of years)	5	[Value to be entered by Applicant]
Enter the Residual Value of the Investment (EUR or GBP - 000s, auction application-year real)	0	[Value to be entered by Applicant]

		1	2	3	4	5	6	7	8	9	10	11	12	13	14	15	
		CY2020/21	CY2021/22	CY2022/23	CY2023/24	CY2024/25	CY2025/26	CY2026/27	CY2027/28	CY2028/29	CY2029/30	CY2030/31	CY2031/32	CY2032/33	CY2033/34	CY2034/35	Total
Investment Spend (auction application-year real) [EUR or GBP - 000s]	-	0.0	0.0	0.0	0.0	0.0	0.0	0.0	0.0	0.0	0.0	0.0	0.0	0.0	0.0	0.0	0.0
Residual Value (auction application-year real)		0.0	0.0	0.0	0.0	0.0	0.0	0.0	0.0	0.0	0.0	0.0	0.0	0.0	0.0	0.0	0.0
Required payment (auction application-year real)		0.0	0.0	0.0	0.0	0.0	0.0	0.0	0.0	0.0	0.0	0.0	0.0	0.0	0.0	0.0	0.0
Total cashflow (auction application-year real)		0.0	0.0	0.0	0.0	0.0	0.0	0.0	0.0	0.0	0.0	0.0	0.0	0.0	0.0	0.0	0.0
Discounted cashflow (auction application-year real, using real WACC)		0.0	0.0	0.0	0.0	0.0	0.0	0.0	0.0	0.0	0.0	0.0	0.0	0.0	0.0	0.0	0.0

	CY2020/21	CY2021/22	CY2022/23	CY2023/24	CY2024/25	CY2025/26	Res. Val	Total
Required amount by year	**0.0**	**0.0**	**0.0**	**0.0**	**0.0**	**0.0**	**0.0**	**0.0**
Required amount by year	0.0	0.0	0.0	0.0	0.0	0.0	0.0	0.0

New Project 3 (for projects not previously approved)

Select ROI or NI Participant	NI	[Auto-filled]
Enter Economic Life (whole number of years)	5	[Value to be entered by Applicant]
Enter the Residual Value of the Investment (EUR or GBP - 000s, auction application-year real)	0	[Value to be entered by Applicant]

		1	2	3	4	5	6	7	8	9	10	11	12	13	14	15	
		CY2020/21	CY2021/22	CY2022/23	CY2023/24	CY2024/25	CY2025/26	CY2026/27	CY2027/28	CY2028/29	CY2029/30	CY2030/31	CY2031/32	CY2032/33	CY2033/34	CY2034/35	Total
Investment Spend (auction application-year real) [EUR or GBP - 000s]	-	0.0	0.0	0.0	0.0	0.0	0.0	0.0	0.0	0.0	0.0	0.0	0.0	0.0	0.0	0.0	0.0
Residual Value (auction application-year real)		0.0	0.0	0.0	0.0	0.0	0.0	0.0	0.0	0.0	0.0	0.0	0.0	0.0	0.0	0.0	0.0
Required payment (auction application-year real)		0.0	0.0	0.0	0.0	0.0	0.0	0.0	0.0	0.0	0.0	0.0	0.0	0.0	0.0	0.0	0.0
Total cashflow (auction application-year real)		0.0	0.0	0.0	0.0	0.0	0.0	0.0	0.0	0.0	0.0	0.0	0.0	0.0	0.0	0.0	0.0
Discounted cashflow (auction application-year real, using real WACC)		0.0	0.0	0.0	0.0	0.0	0.0	0.0	0.0	0.0	0.0	0.0	0.0	0.0	0.0	0.0	0.0

	CY2020/21	CY2021/22	CY2022/23	CY2023/24	CY2024/25	CY2025/26	Res. Val	Total
Required amount by year	**0.0**	**0.0**	**0.0**	**0.0**	**0.0**	**0.0**	**0.0**	**0.0**
Required amount by year	0.0	0.0	0.0	0.0	0.0	0.0	0.0	0.0

New Project 4 (for projects not previously approved)

Select ROI or NI Participant	NI	[Auto-filled]
Enter Economic Life (whole number of years)	5	[Value to be entered by Applicant]
Enter the Residual Value of the Investment (EUR or GBP - 000s, auction application-year real)	0	[Value to be entered by Applicant]

		1	2	3	4	5	6	7	8	9	10	11	12	13	14	15	
		CY2020/21	CY2021/22	CY2022/23	CY2023/24	CY2024/25	CY2025/26	CY2026/27	CY2027/28	CY2028/29	CY2029/30	CY2030/31	CY2031/32	CY2032/33	CY2033/34	CY2034/35	Total
Investment Spend (auction application-year real) [EUR or GBP - 000s]	0.00	0.0	0.0	0.0	0.0	0.0	0.0	0.0	0.0	0.0	0.0	0.0	0.0	0.0	0.0	0.0	0.0
Residual Value (auction application-year real)		0.0	0.0	0.0	0.0	0.0	0.0	0.0	0.0	0.0	0.0	0.0	0.0	0.0	0.0	0.0	0.0
Required payment (auction application-year real)		0.0	0.0	0.0	0.0	0.0	0.0	0.0	0.0	0.0	0.0	0.0	0.0	0.0	0.0	0.0	0.0
Total cashflow (auction application-year real)		0.0	0.0	0.0	0.0	0.0	0.0	0.0	0.0	0.0	0.0	0.0	0.0	0.0	0.0	0.0	0.0

Discounted cashflow (auction application-year real, using real WACC)		0.0	0.0	0.0	0.0	0.0	0.0	0.0	0.0	0.0	0.0	0.0	0.0	0.0	0.0	0.0	0.0	0.0	0.0

	CY2020/21	CY2021/22	CY2022/23	CY2023/24	CY2024/25	CY2025/26	Res. Val	Total
Required amount by year	**0.0**	**0.0**	**0.0**	**0.0**	**0.0**	**0.0**	**0.0**	**0.0**
Required amount by year	0.0	0.0	0.0	0.0	0.0	0.0	0.0	0.0

Repayment / credit-to-market table for previously approved UFI

Complete this table only where a previously approved UFI should result in a repayment / credit to market. Applicant proposed credits must be positive nominal values. The workbook converts them to auction application-year real terms before they feed the totals table.

									CY2025/26	*CY2026/27*	*CY2027/28*	*CY2028/29*	*CY2029/30*			
Prior approval CY / auction	**Project ID / name**	**SEM-C reference number**	**Applicant explanation of repayment / credit need**	**Proposed credit applied to CY2025/26 (nominal, positive)**	**Proposed credit applied to CY2026/27 (nominal, positive)**	**Proposed credit applied to CY2027/28 (nominal, positive)**	**Proposed credit applied to CY2028/29 (nominal, positive)**	**Proposed credit applied to CY2029/30 (nominal, positive)**	**Proposed credit applied to CY2025/26 (auction application-year real)**	**Proposed credit applied to CY2026/27 (auction application-year real)**	**Proposed credit applied to CY2027/28 (auction application-year real)**	**Proposed credit applied to CY2028/29 (auction application-year real)**	**Proposed credit applied to CY2029/30 (auction application-year real)**	**Total proposed credit (nominal)**	**Total credit applied (auction application-year real)**	**Row Complete?**
														0.00	0.00	TRUE
														0.00	0.00	TRUE
														0.00	0.00	TRUE
														0.00	0.00	TRUE
														0.00	0.00	TRUE
														0.00	0.00	TRUE
														0.00	0.00	TRUE
														0.00	0.00	TRUE
														0.00	0.00	TRUE
														0.00	0.00	TRUE

Totals

Summary	**CY2025/26**	**CY2026/27**	**CY2027/28**	**CY2028/29**	**CY2029/30**
Previous approved projects (real)	0.0	0.0	0.0	0.0	0.0
New Project 1	0.0	0.0	0.0	0.0	0.0
New Project 2	0.0	0.0	0.0	0.0	0.0
New Project 3	0.0	0.0	0.0	0.0	0.0
New Project 4	0.0	0.0	0.0	0.0	0.0
Repayments / credits	0.00	0.00	0.00	0.00	0.00
Total	0.0	0.0	0.0	0.0	0.0

Supporting information for UFI CY2025/26 - new projects not previously approved

Application tab complete	TRUE
Price base = auction year	2027
Jurisdiction	Northern Ireland

Complete one row per invoice / quote / estimate. Quote amount inputs should be provided in quote-year real terms and in the same currency as the invoice/quote. The workbook converts values to auction application-year real terms and to the jurisdiction currency using the Fixed inputs tab. Applicants may apply for an increase of up to 5% only for EPC costs.

Project	Currency of invoice	Investment category	CY2020/21 amount (quote-year real, '000s)	CY2021/22 amount (quote-year real, '000s)	CY2022/23 amount (quote-year real, '000s)	CY2023/24 amount (quote-year real, '000s)	CY2024/25 amount (quote-year real, '000s)	CY2025/26 amount (quote-year real, '000s)	Total input	Independent third party quote	Source of quote	Year of quote = Price base of the quote amount	Explanation of year of quote required	Explanation of year of quote	Document name	Page reference	Value reported (or sum of values reported) in the row matches value referenced in document	Applicant notes	Applied increase % CY2020/21 (EPC only)	Applied increase % CY2021/22 (EPC only)	Applied increase % CY2022/23 (EPC only)	Applied increase % CY2023/24 (EPC only)	Applied increase % CY2024/25 (EPC only)	Applied increase % CY2025/26 (EPC only)	Reason for applied increase	CY2020/21 amount (auction application-year real incl. increase, jurisdiction currency)	CY2021/22 amount (auction application-year real incl. increase, jurisdiction currency)	CY2022/23 amount (auction application-year real incl. increase, jurisdiction currency)	CY2023/24 amount (auction application-year real incl. increase, jurisdiction currency)	CY2024/25 amount (auction application-year real incl. increase, jurisdiction currency)	CY2025/26 amount (auction application-year real incl. increase, jurisdiction currency)	Total amount (auction application-year real incl. increase, jurisdiction currency)	Row complete?	Indexation factor to auction year	FX to jurisdiction currency
									0.00																						0.00	TRUE		
									0.00																						0.00	TRUE		
									0.00																						0.00	TRUE		
									0.00																						0.00	TRUE		
									0.00																						0.00	FALSE		
									0.00																						0.00	TRUE		
									0.00																						0.00	TRUE		
									n/a																						n/a	TRUE		
									0.00																						0.00

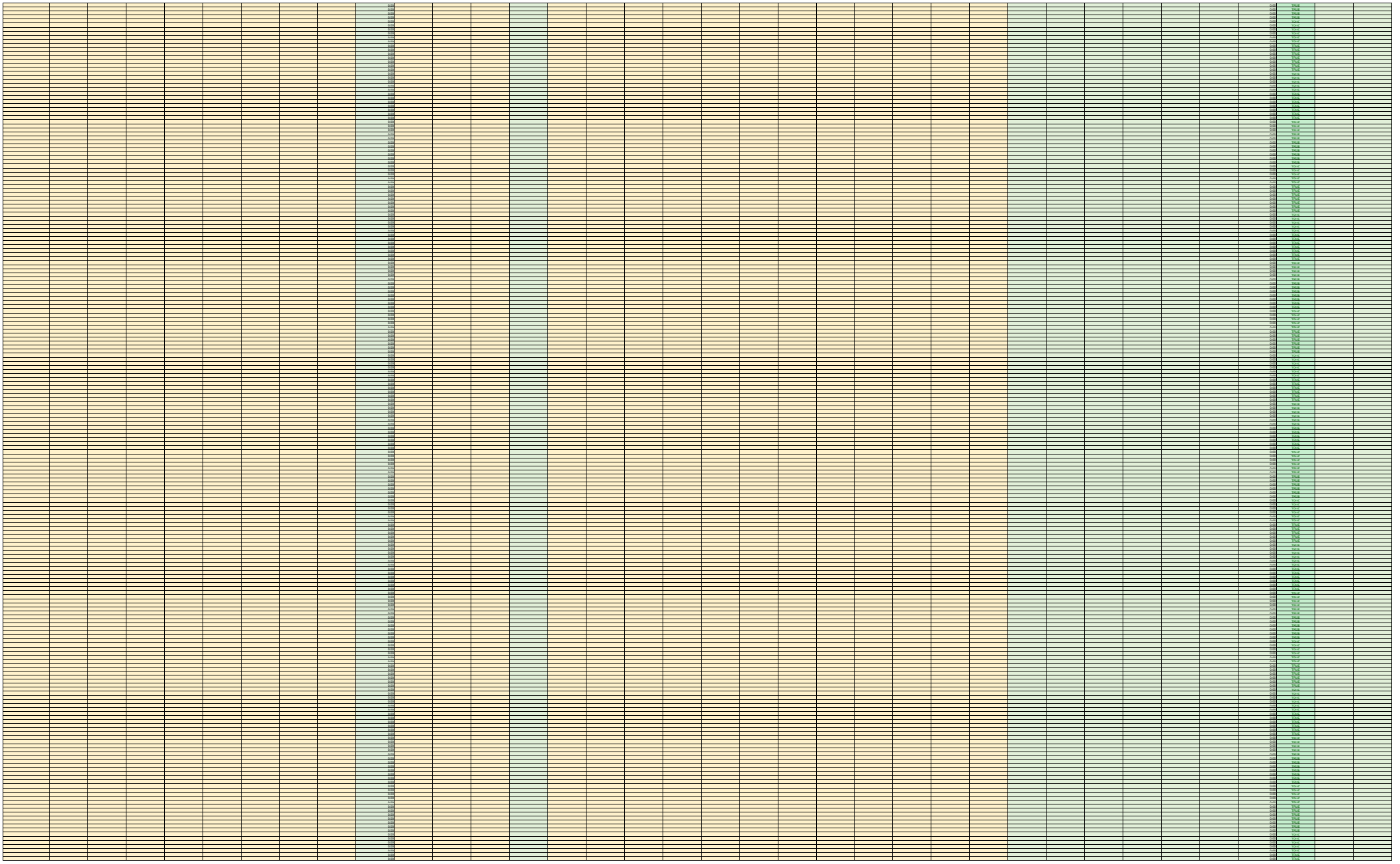

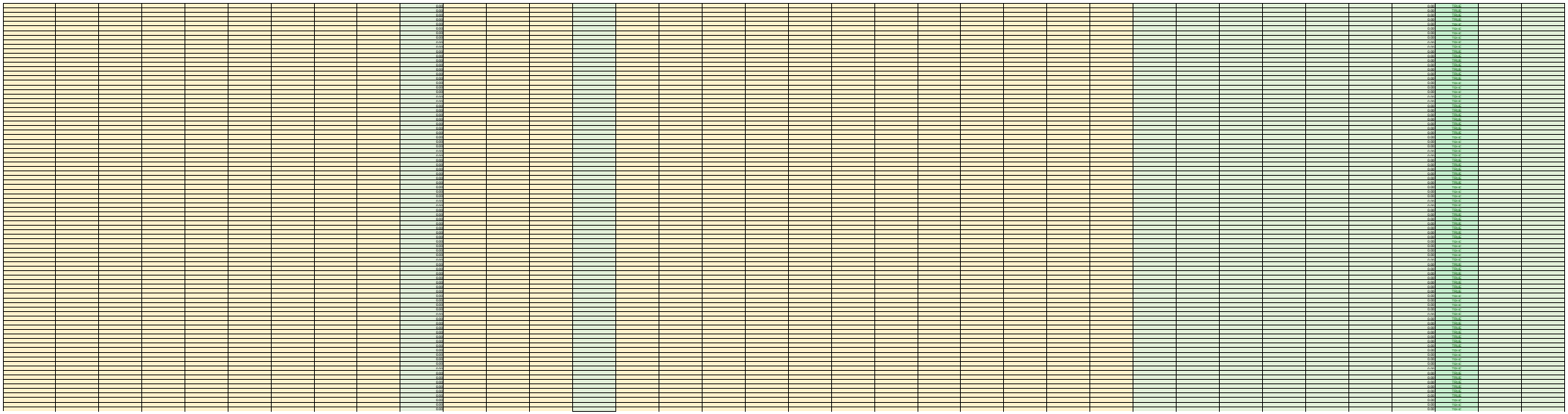

Application for Unavoidable Future Investment in respect of CY2024/25 Capacity Delivery [Yellow cells to be completed by Applicant]

Application tab complete	TRUE

Note: this tab captures UFI previously awarded in CY2024/25, and new UFI projects not previously approved for CY2024/25, where these amounts are proposed to be carried forward into the CY2027/28 NGFC calculation.

	CY2018/19	CY2019/20	CY2020/21	CY2021/22	CY2022/23	CY2023/24	CY2024/25	CY2025/26	CY2026/27	CY2027/28	CY2028/29	CY2029/30	CY2030/31	CY2031/32	CY2032/33	CY2033/34
WACC (pre-tax real) ROI	5.84%	5.84%	5.84%	5.84%	5.84%	5.84%	5.84%	5.84%	5.84%	5.84%	5.84%	5.84%	5.84%	5.84%	5.84%	5.84%
WACC (pre-tax real) NI	8.62%	8.62%	8.62%	8.62%	8.62%	8.62%	8.62%	8.62%	8.62%	8.62%	8.62%	8.62%	8.62%	8.62%	8.62%	8.62%
ROI WACC Discount Factors	1.405465	1.327955	1.254720	1.185523	1.120143	1.058368	1.000000	0.944851	0.892743	0.843509	0.796991	0.753037	0.711508	0.672269	0.635194	0.600164
NI WACC Discount Factors	1.642347	1.512008	1.392013	1.281541	1.179836	1.086203	1.000000	0.920639	0.847576	0.780311	0.718384	0.661372	0.608885	0.560563	0.516076	0.475119

UFI previously awarded in CY2024/25	
Does the Candidate Unit have a UFI to carry forward from CY2024/25?	NO

Previously approved UFI allowance, € or £, nominal		CY2024/25	CY2025/26	CY2026/27	CY2027/28	CY2028/29	Evidence for SEM-C Reference Number	Page reference	Applicant comments
Previously approved UFI allowance, nominal (i.e., price in relevant capacity year)									
Adjustment to auction application-year real terms		0.00	0.00	0.00	0.00	0.00			

New Project investment spend values below are formula-driven from the 'Support info UFI CY2024/25' tab. Complete invoice / quote / estimate detail there. All values are in auction application-year real terms and in the applicant jurisdiction currency.

New Project 1 (for projects not previously approved)

Select ROI or NI Participant	NI	[Auto-filled]
Enter Economic Life (whole number of years)	5	[Value to be entered by Applicant]
Enter the Residual Value of the Investment (EUR or GBP - 000s, auction application-year real)	0	[Value to be entered by Applicant]

		1	2	3	4	5	6	7	8	9	10	11	12	13	14	15	
		CY2019/20	CY2020/21	CY2021/22	CY2022/23	CY2023/24	CY2024/25	CY2025/26	CY2026/27	CY2027/28	CY2028/29	CY2029/30	CY2030/31	CY2031/32	CY2032/33	CY2033/34	Total
Investment Spend (auction application-year real) [EUR or GBP - 000s]	0	0.0	0.0	0.0	0.0	0.0	0.0	0.0	0.0	0.0	0.0	0.0	0.0	0.0	0.0	0.0	0.0
Residual Value (auction application-year real)		0.0	0.0	0.0	0.0	0.0	0.0	0.0	0.0	0.0	0.0	0.0	0.0	0.0	0.0	0.0	0.0
Required payment (auction application-year real)		0.0	0.0	0.0	0.0	0.0	0.0	0.0	0.0	0.0	0.0	0.0	0.0	0.0	0.0	0.0	0.0
Total cashflow (auction application-year real)		0.0	0.0	0.0	0.0	0.0	0.0	0.0	0.0	0.0	0.0	0.0	0.0	0.0	0.0	0.0	0.0
Discounted cashflow (auction application-year real, using real WACC)		0.0	0.0	0.0	0.0	0.0	0.0	0.0	0.0	0.0	0.0	0.0	0.0	0.0	0.0	0.0	0.0

	CY2019/20	CY2020/21	CY2021/22	CY2022/23	CY2023/24	CY2024/25	Res. Val	Total
Required amount by year	**0.0**	**0.0**	**0.0**	**0.0**	**0.0**	**0.0**	**0.0**	**0.0**
Required amount by year	0.0	0.0	0.0	0.0	0.0	0.0	0.0	0.0

New Project 2 (for projects not previously approved)

Select ROI or NI Participant	NI	[Auto-filled]
Enter Economic Life (whole number of years)	5	[Value to be entered by Applicant]
Enter the Residual Value of the Investment (EUR or GBP - 000s, auction application-year real)	0	[Value to be entered by Applicant]

		1	2	3	4	5	6	7	8	9	10	11	12	13	14	15	
		CY2019/20	CY2020/21	CY2021/22	CY2022/23	CY2023/24	CY2024/25	CY2025/26	CY2026/27	CY2027/28	CY2028/29	CY2029/30	CY2030/31	CY2031/32	CY2032/33	CY2033/34	Total
Investment Spend (auction application-year real) [EUR or GBP - 000s]	-	0.0	0.0	0.0	0.0	0.0	0.0	0.0	0.0	0.0	0.0	0.0	0.0	0.0	0.0	0.0	0.0
Residual Value (auction application-year real)		0.0	0.0	0.0	0.0	0.0	0.0	0.0	0.0	0.0	0.0	0.0	0.0	0.0	0.0	0.0	0.0
Required payment (auction application-year real)		0.0	0.0	0.0	0.0	0.0	0.0	0.0	0.0	0.0	0.0	0.0	0.0	0.0	0.0	0.0	0.0
Total cashflow (auction application-year real)		0.0	0.0	0.0	0.0	0.0	0.0	0.0	0.0	0.0	0.0	0.0	0.0	0.0	0.0	0.0	0.0
Discounted cashflow (auction application-year real, using real WACC)		0.0	0.0	0.0	0.0	0.0	0.0	0.0	0.0	0.0	0.0	0.0	0.0	0.0	0.0	0.0	0.0

	CY2019/20	CY2020/21	CY2021/22	CY2022/23	CY2023/24	CY2024/25	Res. Val	Total
Required amount by year	**0.0**	**0.0**	**0.0**	**0.0**	**0.0**	**0.0**	**0.0**	**0.0**
Required amount by year	0.0	0.0	0.0	0.0	0.0	0.0	0.0	0.0

New Project 3 (for projects not previously approved)

Select ROI or NI Participant	NI	[Auto-filled]
Enter Economic Life (whole number of years)	5	[Value to be entered by Applicant]
Enter the Residual Value of the Investment (EUR or GBP - 000s, auction application-year real)	0	[Value to be entered by Applicant]

		1	2	3	4	5	6	7	8	9	10	11	12	13	14	15	
		CY2019/20	CY2020/21	CY2021/22	CY2022/23	CY2023/24	CY2024/25	CY2025/26	CY2026/27	CY2027/28	CY2028/29	CY2029/30	CY2030/31	CY2031/32	CY2032/33	CY2033/34	Total
Investment Spend (auction application-year real) [EUR or GBP - 000s]	-	0.0	0.0	0.0	0.0	0.0	0.0	0.0	0.0	0.0	0.0	0.0	0.0	0.0	0.0	0.0	0.0
Residual Value (auction application-year real)		0.0	0.0	0.0	0.0	0.0	0.0	0.0	0.0	0.0	0.0	0.0	0.0	0.0	0.0	0.0	0.0
Required payment (auction application-year real)		0.0	0.0	0.0	0.0	0.0	0.0	0.0	0.0	0.0	0.0	0.0	0.0	0.0	0.0	0.0	0.0
Total cashflow (auction application-year real)		0.0	0.0	0.0	0.0	0.0	0.0	0.0	0.0	0.0	0.0	0.0	0.0	0.0	0.0	0.0	0.0
Discounted cashflow (auction application-year real, using real WACC)		0.0	0.0	0.0	0.0	0.0	0.0	0.0	0.0	0.0	0.0	0.0	0.0	0.0	0.0	0.0	0.0

	CY2019/20	CY2020/21	CY2021/22	CY2022/23	CY2023/24	CY2024/25	Res. Val	Total
Required amount by year	**0.0**	**0.0**	**0.0**	**0.0**	**0.0**	**0.0**	**0.0**	**0.0**
Required amount by year	0.0	0.0	0.0	0.0	0.0	0.0	0.0	0.0

New Project 4 (for projects not previously approved)

Select ROI or NI Participant	NI	[Auto-filled]
Enter Economic Life (whole number of years)	5	[Value to be entered by Applicant]
Enter the Residual Value of the Investment (EUR or GBP - 000s, auction application-year real)	0	[Value to be entered by Applicant]

		1.00	2.00	3.00	4.00	5.00	6.00	7	8	9	10	11	12	13	14	15	
		CY2019/20	CY2020/21	CY2021/22	CY2022/23	CY2023/24	CY2024/25	CY2025/26	CY2026/27	CY2027/28	CY2028/29	CY2029/30	CY2030/31	CY2031/32	CY2032/33	CY2033/34	Total
Investment Spend (auction application-year real) [EUR or GBP - 000s]	0.00	0.0	0.0	0.0	0.0	0.0	0.0	0.0	0.0	0.0	0.0	0.0	0.0	0.0	0.0	0.0	0.0
Residual Value (auction application-year real)		0.0	0.0	0.0	0.0	0.0	0.0	0.0	0.0	0.0	0.0	0.0	0.0	0.0	0.0	0.0	0.0
Required payment (auction application-year real)		0.0	0.0	0.0	0.0	0.0	0.0	0.0	0.0	0.0	0.0	0.0	0.0	0.0	0.0	0.0	0.0

Total cashflow (auction application-year real)		0.0	0.0	0.0	0.0	0.0	0.0	0.0	0.0	0.0	0.0	0.0	0.0	0.0	0.0	0.0	0.0
Discounted cashflow (auction application-year real, using real WACC)		0.0	0.0	0.0	0.0	0.0	0.0	0.0	0.0	0.0	0.0	0.0	0.0	0.0	0.0	0.0	0.0

	CY2019/20	CY2020/21	CY2021/22	CY2022/23	CY2023/24	CY2024/25	Res. Val	Total
Required amount by year	**0.0**	**0.0**	**0.0**	**0.0**	**0.0**	**0.0**	**0.0**	**0.0**
Required amount by year	0.0	0.0	0.0	0.0	0.0	0.0	0.0	0.0

Repayment / credit-to-market table for previously approved UFI

Complete this table only where a previously approved UFI should result in a repayment / credit to market. Applicant proposed credits must be positive nominal values. The workbook converts them to auction application-year real terms before they feed the totals table.

									CY2024/25	*CY2025/26*	*CY2026/27*	*CY2027/28*	*CY2028/29*			
Prior approval CY / auction	**Project ID / name**	**SEM-C reference number**	**Applicant explanation of repayment / credit need**	**Proposed credit applied to CY2024/25 (nominal, positive)**	**Proposed credit applied to CY2025/26 (nominal, positive)**	**Proposed credit applied to CY2026/27 (nominal, positive)**	**Proposed credit applied to CY2027/28 (nominal, positive)**	**Proposed credit applied to CY2028/29 (nominal, positive)**	**Proposed credit applied to CY2024/25 (auction application-year real)**	**Proposed credit applied to CY2025/26 (auction application-year real)**	**Proposed credit applied to CY2026/27 (auction application-year real)**	**Proposed credit applied to CY2027/28 (auction application-year real)**	**Proposed credit applied to CY2028/29 (auction application-year real)**	**Total proposed credit (nominal)**	**Total credit applied (auction application-year real)**	**Row Complete?**
														0.00	0.00	TRUE
														0.00	0.00	TRUE
														0.00	0.00	TRUE
														0.00	0.00	TRUE
														0.00	0.00	TRUE
														0.00	0.00	TRUE
														0.00	0.00	TRUE
														0.00	0.00	TRUE
														0.00	0.00	TRUE
														0.00	0.00	TRUE

Totals

Summary	**CY2024/25**	**CY2025/26**	**CY2026/27**	**CY2027/28**	**CY2028/29**
Previous approved projects (real)	0.0	0.0	0.0	0.0	0.0
New Project 1	0.0	0.0	0.0	0.0	0.0
New Project 2	0.0	0.0	0.0	0.0	0.0
New Project 3	0.0	0.0	0.0	0.0	0.0
New Project 4	0.0	0.0	0.0	0.0	0.0
Repayments / credits	0.00	0.00	0.00	0.00	0.00
Total	0.0	0.0	0.0	0.0	0.0

Supporting information for UFI CY2024/25 - new projects not previously approved

Application tab complete	TRUE
Price base = auction year	2027
Jurisdiction	Northern Ireland

Complete one row per invoice / quote / estimate. Quote amount inputs should be provided in quote-year real terms and in the same currency as the invoice/quote. The workbook converts values to auction application-year real terms and to the jurisdiction currency using the Fixed inputs tab. Applicants may apply for an increase of up to 5% only for EPC costs.

Project	Currency of invoice	Investment category	CY2019/20 amount (quote-year real, '000s)	CY2020/21 amount (quote-year real, '000s)	CY2021/22 amount (quote-year real, '000s)	CY2022/23 amount (quote-year real, '000s)	CY2023/24 amount (quote-year real, '000s)	CY2024/25 amount (quote-year real, '000s)	Total input	Independent third party quote	Source of quote	Year of quote = Price base of the quote amount	Explanation of year of quote required	Explanation of year of quote	Document name	Page reference	Value reported (or sum of values reported) in the row matches value referenced in document	Applicant notes	Applied increase % CY2019/20 (EPC only)	Applied increase % CY2020/21 (EPC only)	Applied increase % CY2021/22 (EPC only)	Applied increase % CY2022/23 (EPC only)	Applied increase % CY2023/24 (EPC only)	Applied increase % CY2024/25 (EPC only)	Reason for applied increase	CY2019/20 amount (auction application-year real incl. increase, jurisdiction currency)	CY2020/21 amount (auction application-year real incl. increase, jurisdiction currency)	CY2021/22 amount (auction application-year real incl. increase, jurisdiction currency)	CY2022/23 amount (auction application-year real incl. increase, jurisdiction currency)	CY2023/24 amount (auction application-year real incl. increase, jurisdiction currency)	CY2024/25 amount (auction application-year real incl. increase, jurisdiction currency)	Total amount (auction application-year real incl. increase, jurisdiction currency)	Row complete?	Indexation factor to auction year	FX to jurisdiction currency
									0.00																						0.00	TRUE		
									0.00																						0.00	TRUE		
									0.00																						0.00	TRUE		
									0.00																						0.00	TRUE		
									n/a																						n/a	YES-IC		
									n/a																						n/a	YES-IC		
									0.00																						0.00	TRUE

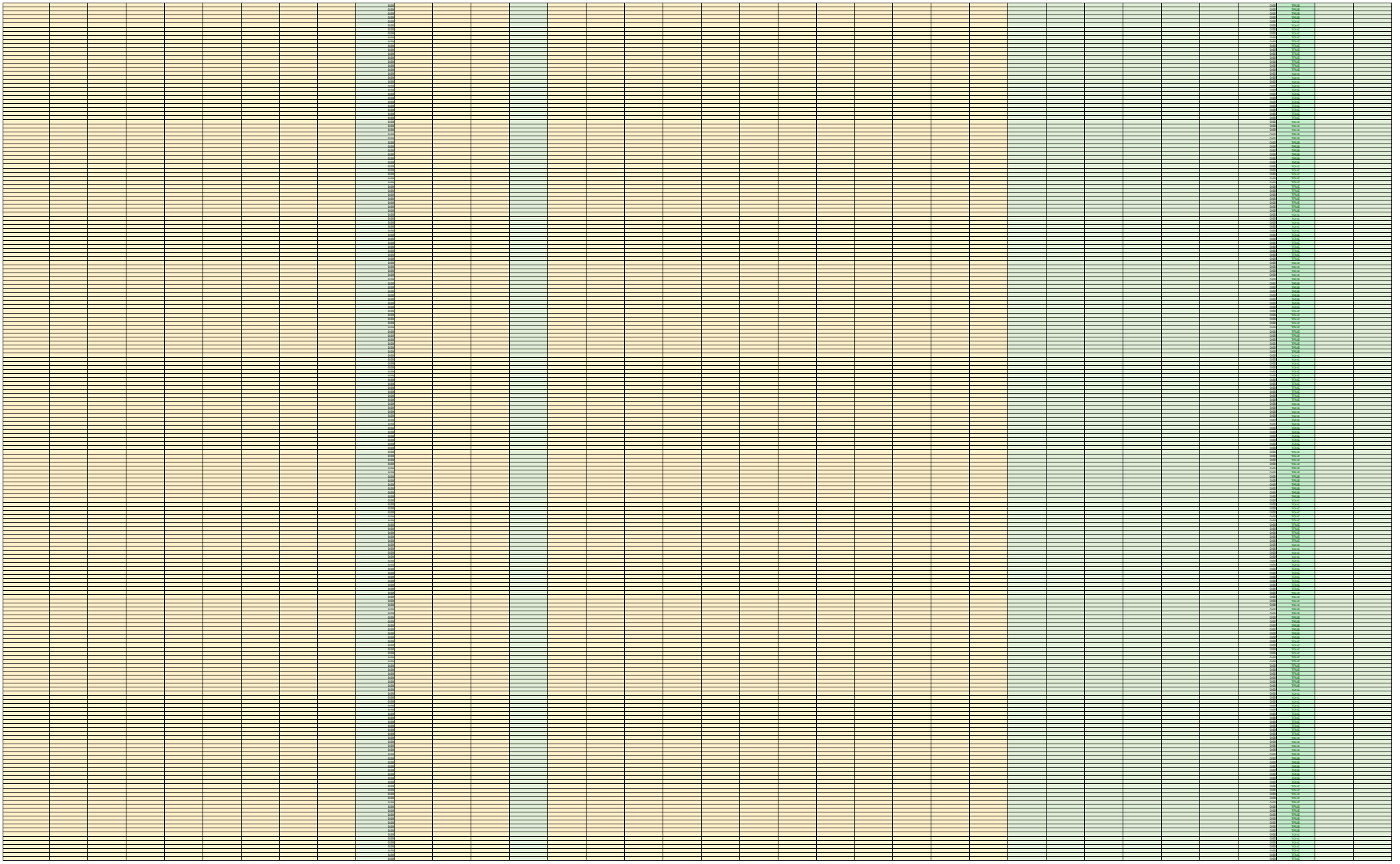

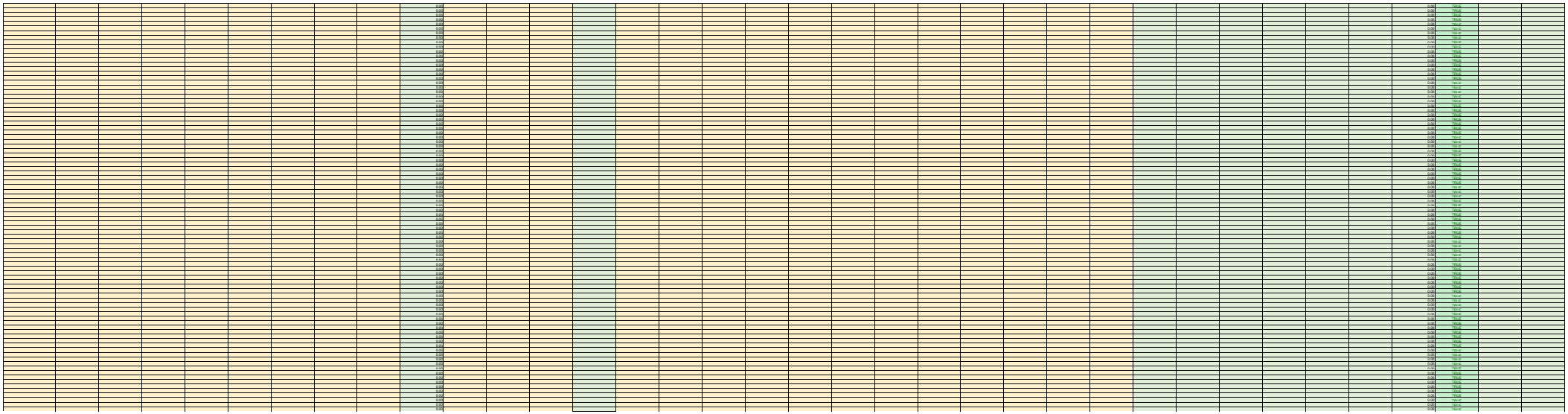

Application for Unavoidable Future Investment in respect of CY2023/24 Capacity Delivery [Yellow cells to be completed by Applicant]

Application tab complete	TRUE

Note: this tab captures UFI previously awarded in CY2023/24, and new UFI projects not previously approved for CY2023/24, where these amounts are proposed to be carried forward into the CY2027/28 NGFC calculation.

	CY2017/18	CY2018/19	CY2019/20	CY2020/21	CY2021/22	CY2022/23	CY2023/24	CY2024/25	CY2025/26	CY2026/27	CY2027/28	CY2028/29	CY2029/30	CY2030/31	CY2031/32	CY2032/33
WACC (pre-tax real) ROI	5.84%	5.84%	5.84%	5.84%	5.84%	5.84%	5.84%	5.84%	5.84%	5.84%	5.84%	5.84%	5.84%	5.84%	5.84%	5.84%
WACC (pre-tax real) NI	8.62%	8.62%	8.62%	8.62%	8.62%	8.62%	8.62%	8.62%	8.62%	8.62%	8.62%	8.62%	8.62%	8.62%	8.62%	8.62%
ROI WACC Discount Factors	1.405465	1.327955	1.254720	1.185523	1.120143	1.058368	1.000000	0.944851	0.892743	0.843509	0.796991	0.753037	0.711508	0.672269	0.635194	0.600164
NI WACC Discount Factors	1.642347	1.512008	1.392013	1.281541	1.179836	1.086203	1.000000	0.920639	0.847576	0.780311	0.718384	0.661372	0.608885	0.560563	0.516076	0.475119

UFI previously awarded in CY2023/24	
Does the Candidate Unit have a UFI to carry forward from CY2023/24?	NO

Previously approved UFI allowance, € or £, nominal		**CY2023/24**	**CY2024/25**	**CY2025/26**	**CY2026/27**	**CY2027/28**	**Evidence for SEM-C Reference Number**	**Page reference**	**Applicant comments**
Previously approved UFI allowance, nominal (i.e., price in relevant capacity year)									
Adjustment to auction application-year real terms		0.00	0.00	0.00	0.00	0.00			

New Project investment spend values below are formula-driven from the 'Support info UFI CY2023/24' tab. Complete invoice / quote / estimate detail there. All values are in auction application-year real terms and in the applicant jurisdiction currency.

New Project 1 (for projects not previously approved)

Select ROI or NI Participant	NI	[Auto-filled]
Enter Economic Life (whole number of years)	5	[Value to be entered by Applicant]
Enter the Residual Value of the Investment (EUR or GBP - 000s, auction application-year real)	0	[Value to be entered by Applicant]

		1	2	3	4	5	6	7	8	9	10	11	12	13	14	15	
		CY2018/19	**CY2019/20**	**CY2020/21**	**CY2021/22**	**CY2022/23**	**CY2023/24**	**CY2024/25**	**CY2025/26**	**CY2026/27**	**CY2027/28**	**CY2028/29**	**CY2029/30**	**CY2030/31**	**CY2031/32**	**CY2032/33**	**Total**
Investment Spend (auction application-year real) [EUR or GBP - 000s]	0	0.0	0.0	0.0	0.0	0.0	0.0	0.0	0.0	0.0	0.0	0.0	0.0	0.0	0.0	0.0	0.0
Residual Value (auction application-year real)		0.0	0.0	0.0	0.0	0.0	0.0	0.0	0.0	0.0	0.0	0.0	0.0	0.0	0.0	0.0	0.0
Required payment (auction application-year real)		0.0	0.0	0.0	0.0	0.0	0.0	0.0	0.0	0.0	0.0	0.0	0.0	0.0	0.0	0.0	0.0
Total cashflow (auction application-year real)		0.0	0.0	0.0	0.0	0.0	0.0	0.0	0.0	0.0	0.0	0.0	0.0	0.0	0.0	0.0	0.0
Discounted cashflow (auction application-year real, using real WACC)		0.0	0.0	0.0	0.0	0.0	0.0	0.0	0.0	0.0	0.0	0.0	0.0	0.0	0.0	0.0	0.0

	CY2018/19	CY2019/20	CY2020/21	CY2021/22	CY2022/23	CY2023/24	Res. Val	Total
Required amount by year	**0.0**	**0.0**	**0.0**	**0.0**	**0.0**	**0.0**	**0.0**	**0.0**
Required amount by year	0.0	0.0	0.0	0.0	0.0	0.0	0.0	0.0

New Project 2 (for projects not previously approved)

Select ROI or NI Participant	NI	[Auto-filled]
Enter Economic Life (whole number of years)	5	[Value to be entered by Applicant]
Enter the Residual Value of the Investment (EUR or GBP - 000s, auction application-year real)	0	[Value to be entered by Applicant]

		1	2	3	4	5	6	7	8	9	10	11	12	13	14	15	
		CY2018/19	**CY2019/20**	**CY2020/21**	**CY2021/22**	**CY2022/23**	**CY2023/24**	**CY2024/25**	**CY2025/26**	**CY2026/27**	**CY2027/28**	**CY2028/29**	**CY2029/30**	**CY2030/31**	**CY2031/32**	**CY2032/33**	**Total**
Investment Spend (auction application-year real) [EUR or GBP - 000s]	-	0.0	0.0	0.0	0.0	0.0	0.0	0.0	0.0	0.0	0.0	0.0	0.0	0.0	0.0	0.0	0.0
Residual Value (auction application-year real)		0.0	0.0	0.0	0.0	0.0	0.0	0.0	0.0	0.0	0.0	0.0	0.0	0.0	0.0	0.0	0.0
Required payment (auction application-year real)		0.0	0.0	0.0	0.0	0.0	0.0	0.0	0.0	0.0	0.0	0.0	0.0	0.0	0.0	0.0	0.0
Total cashflow (auction application-year real)		0.0	0.0	0.0	0.0	0.0	0.0	0.0	0.0	0.0	0.0	0.0	0.0	0.0	0.0	0.0	0.0
Discounted cashflow (auction application-year real, using real WACC)		0.0	0.0	0.0	0.0	0.0	0.0	0.0	0.0	0.0	0.0	0.0	0.0	0.0	0.0	0.0	0.0

	CY2018/19	CY2019/20	CY2020/21	CY2021/22	CY2022/23	CY2023/24	Res. Val	Total
Required amount by year	**0.0**	**0.0**	**0.0**	**0.0**	**0.0**	**0.0**	**0.0**	**0.0**
Required amount by year	0.0	0.0	0.0	0.0	0.0	0.0	0.0	0.0

New Project 3 (for projects not previously approved)

Select ROI or NI Participant	NI	[Auto-filled]
Enter Economic Life (whole number of years)	5	[Value to be entered by Applicant]
Enter the Residual Value of the Investment (EUR or GBP - 000s, auction application-year real)	0	[Value to be entered by Applicant]

		1	2	3	4	5	6	7	8	9	10	11	12	13	14	15	
		CY2018/19	**CY2019/20**	**CY2020/21**	**CY2021/22**	**CY2022/23**	**CY2023/24**	**CY2024/25**	**CY2025/26**	**CY2026/27**	**CY2027/28**	**CY2028/29**	**CY2029/30**	**CY2030/31**	**CY2031/32**	**CY2032/33**	**Total**
Investment Spend (auction application-year real) [EUR or GBP - 000s]	-	0.0	0.0	0.0	0.0	0.0	0.0	0.0	0.0	0.0	0.0	0.0	0.0	0.0	0.0	0.0	0.0
Residual Value (auction application-year real)		0.0	0.0	0.0	0.0	0.0	0.0	0.0	0.0	0.0	0.0	0.0	0.0	0.0	0.0	0.0	0.0
Required payment (auction application-year real)		0.0	0.0	0.0	0.0	0.0	0.0	0.0	0.0	0.0	0.0	0.0	0.0	0.0	0.0	0.0	0.0
Total cashflow (auction application-year real)		0.0	0.0	0.0	0.0	0.0	0.0	0.0	0.0	0.0	0.0	0.0	0.0	0.0	0.0	0.0	0.0
Discounted cashflow (auction application-year real, using real WACC)		0.0	0.0	0.0	0.0	0.0	0.0	0.0	0.0	0.0	0.0	0.0	0.0	0.0	0.0	0.0	0.0

	CY2018/19	CY2019/20	CY2020/21	CY2021/22	CY2022/23	CY2023/24	Res. Val	Total
Required amount by year	**0.0**	**0.0**	**0.0**	**0.0**	**0.0**	**0.0**	**0.0**	**0.0**
Required amount by year	0.0	0.0	0.0	0.0	0.0	0.0	0.0	0.0

New Project 4 (for projects not previously approved)

Select ROI or NI Participant	NI	[Auto-filled]
Enter Economic Life (whole number of years)	5	[Value to be entered by Applicant]
Enter the Residual Value of the Investment (EUR or GBP - 000s, auction application-year real)	0	[Value to be entered by Applicant]

		1.00	2.00	3.00	4.00	5.00	6.00	7	8	9	10	11	12	13	14	15	
		CY2018/19	**CY2019/20**	**CY2020/21**	**CY2021/22**	**CY2022/23**	**CY2023/24**	**CY2024/25**	**CY2025/26**	**CY2026/27**	**CY2027/28**	**CY2028/29**	**CY2029/30**	**CY2030/31**	**CY2031/32**	**CY2032/33**	**Total**
Investment Spend (auction application-year real) [EUR or GBP - 000s]	0.00	0.0	0.0	0.0	0.0	0.0	0.0	0.0	0.0	0.0	0.0	0.0	0.0	0.0	0.0	0.0	0.0
Residual Value (auction application-year real)		0.0	0.0	0.0	0.0	0.0	0.0	0.0	0.0	0.0	0.0	0.0	0.0	0.0	0.0	0.0	0.0
Required payment (auction application-year real)		0.0	0.0	0.0	0.0	0.0	0.0	0.0	0.0	0.0	0.0	0.0	0.0	0.0	0.0	0.0	0.0
Total cashflow (auction application-year real)		0.0	0.0	0.0	0.0	0.0	0.0	0.0	0.0	0.0	0.0	0.0	0.0	0.0	0.0	0.0	0.0

Discounted cashflow (auction application-year real, using real WACC)		0.0	0.0	0.0	0.0	0.0	0.0	0.0	0.0	0.0	0.0	0.0	0.0	0.0	0.0	0.0	0.0	0.0	0.0

	CY2018/19	CY2019/20	CY2020/21	CY2021/22	CY2022/23	CY2023/24	Res. Val	Total
Required amount by year	**0.0**	**0.0**	**0.0**	**0.0**	**0.0**	**0.0**	**0.0**	**0.0**
Required amount by year	0.0	0.0	0.0	0.0	0.0	0.0	0.0	0.0

Repayment / credit-to-market table for previously approved UFI

Complete this table only where a previously approved UFI should result in a repayment / credit to market. Applicant proposed credits must be positive nominal values. The workbook converts them to auction application-year real terms before they feed the totals table.

									CY2023/24	*CY2024/25*	*CY2025/26*	*CY2026/27*	*CY2027/28*			
Prior approval CY / auction	**Project ID / name**	**SEM-C reference number**	**Applicant explanation of repayment / credit need**	**Proposed credit applied to CY2023/24 (nominal, positive)**	**Proposed credit applied to CY2024/25 (nominal, positive)**	**Proposed credit applied to CY2025/26 (nominal, positive)**	**Proposed credit applied to CY2026/27 (nominal, positive)**	**Proposed credit applied to CY2027/28 (nominal, positive)**	**Proposed credit applied to CY2023/24 (auction application-year real)**	**Proposed credit applied to CY2024/25 (auction application-year real)**	**Proposed credit applied to CY2025/26 (auction application-year real)**	**Proposed credit applied to CY2026/27 (auction application-year real)**	**Proposed credit applied to CY2027/28 (auction application-year real)**	**Total proposed credit (nominal)**	**Total credit applied (auction application-year real)**	**Row Complete?**
														0.00	0.00	TRUE
														0.00	0.00	TRUE
														0.00	0.00	TRUE
														0.00	0.00	TRUE
														0.00	0.00	TRUE
														0.00	0.00	TRUE
														0.00	0.00	TRUE
														0.00	0.00	TRUE
														0.00	0.00	TRUE
														0.00	0.00	TRUE

Totals

Summary	**CY2023/24**	**CY2024/25**	**CY2025/26**	**CY2026/27**	**CY2027/28**
Previous approved projects (real)	0.0	0.0	0.0	0.0	0.0
New Project 1	0.0	0.0	0.0	0.0	0.0
New Project 2	0.0	0.0	0.0	0.0	0.0
New Project 3	0.0	0.0	0.0	0.0	0.0
New Project 4	0.0	0.0	0.0	0.0	0.0
Repayments / credits	0.00	0.00	0.00	0.00	0.00
Total	0.0	0.0	0.0	0.0	0.0

Supporting information for UFI CY2023/24 - new projects not previously approved

Application tab complete	TRUE
Price base = auction year	2027
Jurisdiction	Northern Ireland

Complete one row per invoice / quote / estimate. Quote amount inputs should be provided in quote-year real terms and in the same currency as the invoice/quote. The workbook converts values to auction application-year real terms and to the jurisdiction currency using the Fixed inputs tab. Applicants may apply for an increase of up to 5% only for EPC costs.

Project	Currency of invoice	Investment category	CY2018/19 amount (quote-year real, '000s)	CY2019/20 amount (quote-year real, '000s)	CY2020/21 amount (quote-year real, '000s)	CY2021/22 amount (quote-year real, '000s)	CY2022/23 amount (quote-year real, '000s)	CY2023/24 amount (quote-year real, '000s)	Total input	Independent third party quote	Source of quote	Year of quote = Price base of the quote amount	Explanation of year of quote required	Explanation of year of quote	Document name	Page reference	Value reported (or sum of values reported) in the row matches value referenced in document	Applicant notes	Applied increase % CY2018/19 (EPC only)	Applied increase % CY2019/20 (EPC only)	Applied increase % CY2020/21 (EPC only)	Applied increase % CY2021/22 (EPC only)	Applied increase % CY2022/23 (EPC only)	Applied increase % CY2023/24 (EPC only)	Reason for applied increase	CY2018/19 amount (auction application-year real incl. increase, jurisdiction currency)	CY2019/20 amount (auction application-year real incl. increase, jurisdiction currency)	CY2020/21 amount (auction application-year real incl. increase, jurisdiction currency)	CY2021/22 amount (auction application-year real incl. increase, jurisdiction currency)	CY2022/23 amount (auction application-year real incl. increase, jurisdiction currency)	CY2023/24 amount (auction application-year real incl. increase, jurisdiction currency)	Total amount (auction application-year real incl. increase, jurisdiction currency)	Row complete?	Indexation factor to auction year	FX to jurisdiction currency
									0.00																						0.00	TRUE		
									0.00																						0.00	TRUE		
									0.00																						0.00	TRUE		
									0.00																						0.00	TRUE		
									0.00																						0.00	TRUE		
									0.00																						0.00	FALSE		
									0.00																						0.00	TRUE		
									0.00																						0.00	TRUE		
									n/a																						n/a	TRUE		
									n/a																						n/a	TRUE		
									0.00																						0.00

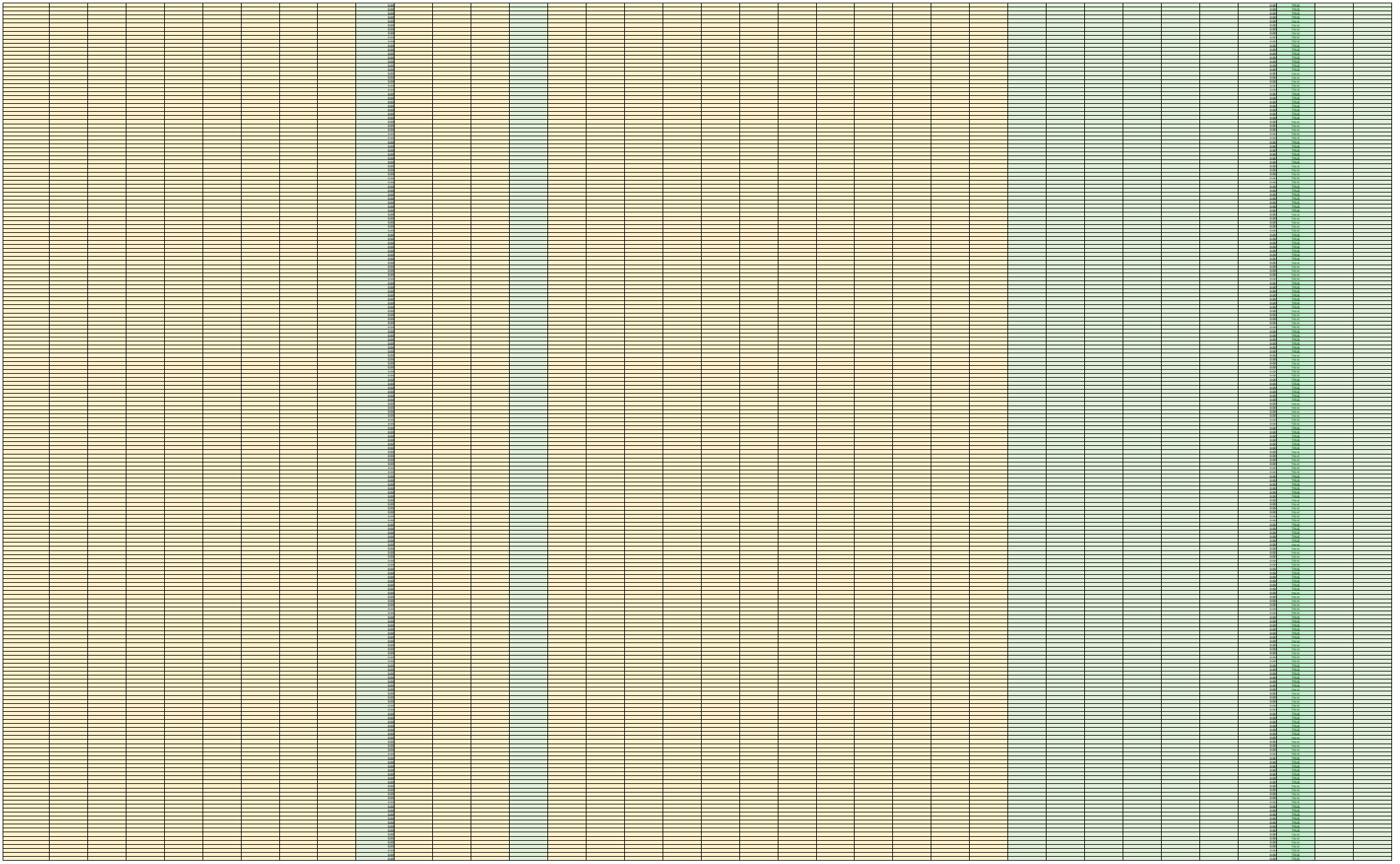

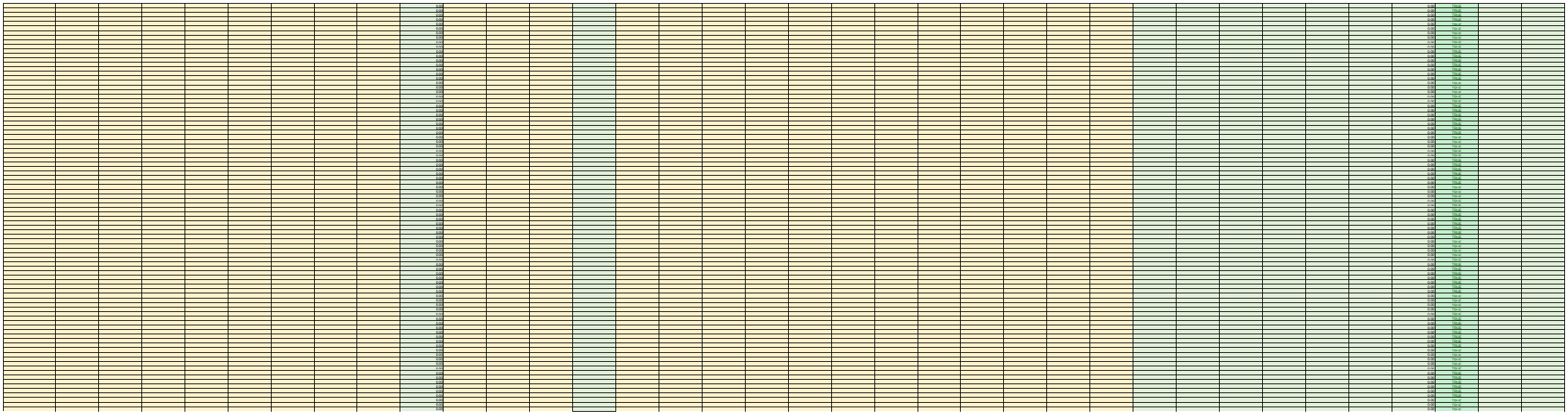

Fixed inputs: indexation, FX, thresholds and WACC assumptions

General

						RA first-stage assessment switch	
Auction year / price base	2027	First delivery year	CY2027/28	Start year of current delivery year	2026	**Calculation basis**	**Application**
ICIRT threshold (EUR/MWd)	100,000	**ICIRT threshold (GBP/MWd)**	86,565				

Years supporting information is required for:

CY2023/24
CY2024/25
CY2025/26
CY2026/27
CY2027/28

FX assumptions

From / To	GBP	EUR	USD
GBP	1.0000	1.1552	1.3352
EUR	0.8657	1.0000	1.1182
USD	0.7490	0.8943	1.0000

WACC and inflation assumptions

WACC pre-tax real ROI	5.84%
WACC pre-tax real NI	8.62%
LT Inflation ROI	2.00%
LT Inflation NI	2.00%

Capacity year indexation assumptions (active)

Capacity Year	Calendar Year	NI CY Index (CY2000/01 = 1)	NI Cal Year Index (CY2000/01 = 1)	ROI CY Index (CY2000/01 = 1)	ROI Cal Year Index (CY2000/01 = 1)	NI factor from calendar year to auction year	ROI factor from calendar year to auction year	NI factor from capacity year to auction year	ROI factor from capacity year to auction year	NI factor from auction year to capacity year	ROI factor from auction year to capacity year
CY2000/01	2000	1.000	0.990	1.000	0.971	201.30%	169.06%	199.34%	164.17%	50.17%	60.91%
CY2001/02	2001	1.011	1.002	1.046	1.009	198.84%	162.63%	197.14%	157.02%	50.72%	63.69%
CY2002/03	2002	1.025	1.015	1.092	1.057	196.42%	155.26%	194.41%	150.36%	51.44%	66.50%
CY2003/04	2003	1.039	1.029	1.119	1.100	193.75%	149.22%	191.84%	146.67%	52.13%	68.18%
CY2004/05	2004	1.058	1.043	1.146	1.127	191.18%	145.70%	188.37%	143.27%	53.09%	69.80%
CY2005/06	2005	1.082	1.064	1.178	1.153	187.36%	142.40%	184.29%	139.37%	54.26%	71.75%
CY2006/07	2006	1.108	1.089	1.209	1.186	183.06%	138.47%	179.86%	135.76%	55.60%	73.66%
CY2007/08	2007	1.143	1.114	1.250	1.219	178.92%	134.71%	174.32%	131.29%	57.36%	76.17%
CY2008/09	2008	1.173	1.154	1.244	1.257	172.71%	130.62%	169.92%	131.94%	58.85%	75.79%
CY2009/10	2009	1.208	1.179	1.218	1.236	169.02%	132.87%	164.97%	134.83%	60.62%	74.17%
CY2010/11	2010	1.258	1.218	1.226	1.216	163.62%	135.03%	158.42%	133.96%	63.12%	74.65%
CY2011/12	2011	1.300	1.273	1.248	1.230	156.63%	133.44%	153.37%	131.52%	65.20%	76.04%
CY2012/13	2012	1.335	1.308	1.260	1.254	152.36%	130.94%	149.32%	130.31%	66.97%	76.74%
CY2013/14	2013	1.359	1.342	1.264	1.260	148.55%	130.25%	146.72%	129.89%	68.16%	76.99%
CY2014/15	2014	1.362	1.362	1.264	1.264	146.39%	129.86%	146.35%	129.91%	68.33%	76.98%
CY2015/16	2015	1.367	1.362	1.262	1.264	146.32%	129.91%	145.82%	130.09%	68.58%	76.87%
CY2016/17	2016	1.398	1.371	1.263	1.261	145.38%	130.19%	142.63%	130.02%	70.11%	76.91%
CY2017/18	2017	1.435	1.408	1.271	1.264	141.57%	129.86%	138.93%	129.20%	71.98%	77.40%
CY2018/19	2018	1.463	1.443	1.282	1.274	138.16%	128.90%	136.22%	128.05%	73.41%	78.09%
CY2019/20	2019	1.479	1.468	1.283	1.285	135.74%	127.78%	134.75%	128.01%	74.21%	78.12%
CY2020/21	2020	1.502	1.481	1.293	1.279	134.56%	128.39%	132.76%	127.01%	75.33%	78.73%
CY2021/22	2021	1.615	1.520	1.386	1.310	131.17%	125.35%	123.40%	118.46%	81.04%	84.42%
CY2022/23	2022	1.760	1.657	1.478	1.415	120.28%	115.98%	113.24%	111.10%	88.31%	90.01%
CY2023/24	2023	1.812	1.778	1.507	1.489	112.09%	110.27%	109.99%	108.97%	90.92%	91.77%
CY2024/25	2024	1.869	1.823	1.529	1.509	109.32%	108.81%	106.63%	107.37%	93.78%	93.14%
CY2025/26	2025	1.927	1.885	1.577	1.540	105.75%	106.61%	103.44%	104.09%	96.68%	96.07%
CY2026/27	2026	1.984	1.943	1.631	1.592	102.58%	103.10%	100.49%	100.65%	99.51%	99.35%
CY2027/28	2027	2.023	1.993	1.670	1.642	100.00%	100.00%	98.53%	98.30%	101.49%	101.72%
CY2028/29	2028	2.064	2.033	1.703	1.678	98.04%	97.83%	96.60%	96.43%	103.52%	103.70%
CY2029/30	2029	2.105	2.074	1.737	1.711	96.12%	95.95%	94.70%	94.54%	105.60%	105.78%
CY2030/31	2030	2.147	2.115	1.771	1.745	94.23%	94.07%	92.84%	92.69%	107.71%	107.89%
CY2031/32	2031	2.190	2.158	1.807	1.780	92.39%	92.23%	91.02%	90.87%	109.86%	110.05%
CY2032/33	2032	2.234	2.201	1.843	1.816	90.57%	90.42%	89.24%	89.09%	112.06%	112.25%

CY2033/34	2033	2.278	2.245	1.880	1.852	88.80%	88.65%	87.49%	87.34%	114.30%	114.50%
CY2034/35	2034	2.324	2.290	1.917	1.889	87.06%	86.91%	85.77%	85.63%	116.59%	116.79%
CY2035/36	2035	2.370	2.336	1.956	1.927	85.35%	85.20%	84.09%	83.95%	118.92%	119.12%
CY2036/37	2036	2.418	2.382	1.995	1.965	83.68%	83.53%	82.44%	82.30%	121.30%	121.50%
CY2037/38	2037	2.466	2.430	2.035	2.005	82.04%	81.90%	80.83%	80.69%	123.72%	123.93%
CY2038/39	2038	2.516	2.478	2.075	2.045	80.43%	80.29%	79.24%	79.11%	126.20%	126.41%
CY2039/40	2039	2.566	2.528	2.117	2.086	78.85%	78.72%	77.69%	77.56%	128.72%	128.94%
CY2040/41	2040	2.617	2.579	2.159	2.127	77.30%	77.17%	76.16%	76.03%	131.29%	131.52%