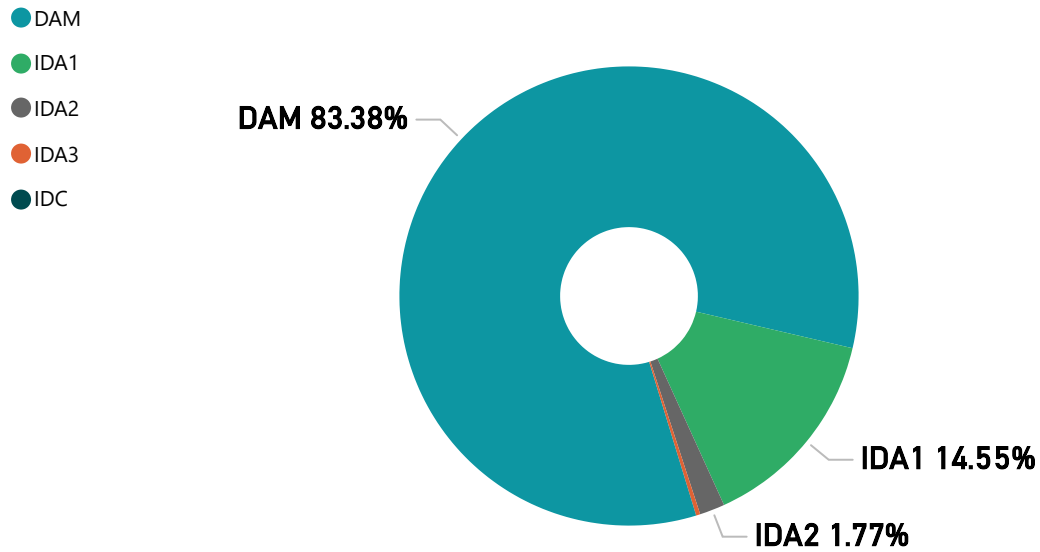


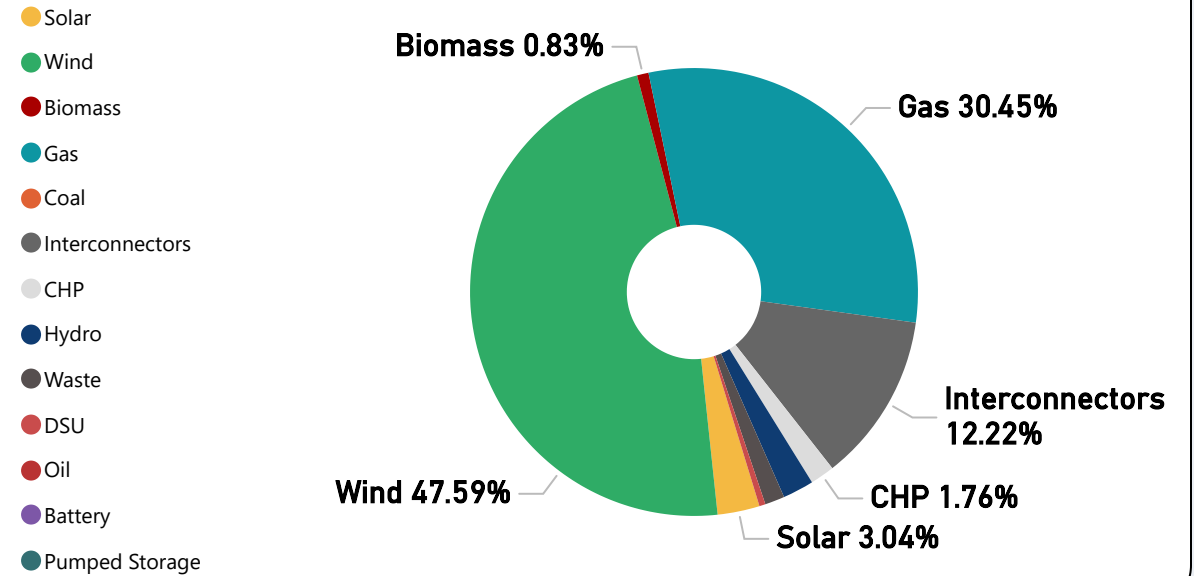
# MMU Weekly Market Summary Report

Week Commencing - 23-March-2026

Weekly Volume by Market

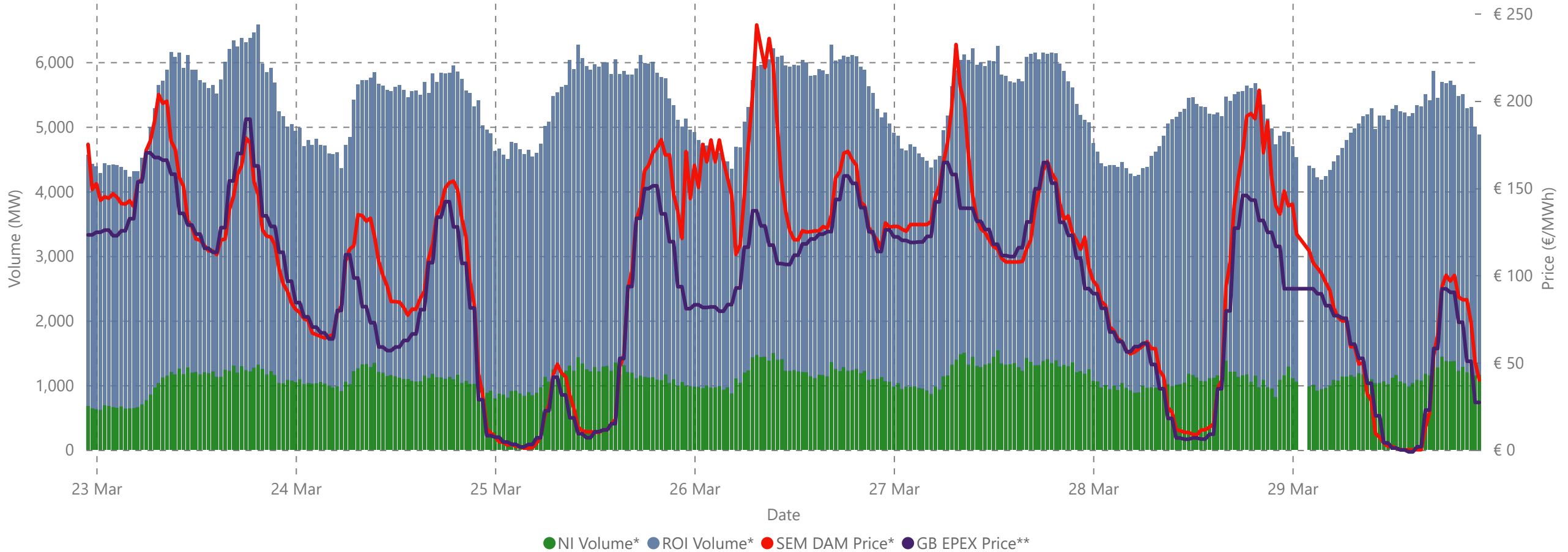


Weekly Fuel Mix



Date	Daily System Demand (MWh)*	Daily DAM Price (€/MWh)**	Daily Actual Wind (MWh)*	Daily Average Gas Price (p/th)***	Daily Average Carbon Price (€/t)***
Monday, 23 March 2026	124,295.75	146.11	48,331.25	138.50	69.27
Tuesday, 24 March 2026	126,010.75	99.67	73,553.75	133.50	71.41
Wednesday, 25 March 2026	124,802.75	57.01	67,745.00	130.50	71.02
Thursday, 26 March 2026	131,155.25	155.95	39,940.25	135.75	71.55
Friday, 27 March 2026	121,686.00	138.83	55,864.25	134.20	71.61
Saturday, 28 March 2026	113,036.25	81.94	51,703.75	134.20	71.61
Sunday, 29 March 2026	105,539.75	58.16	67,022.25	134.20	71.61

# Weekly Day Ahead Market Summary



€ 104.92

Weekly Average SEM DAM Price\*

€ 90.88

Weekly Average GB EPEX PRICE\*\*

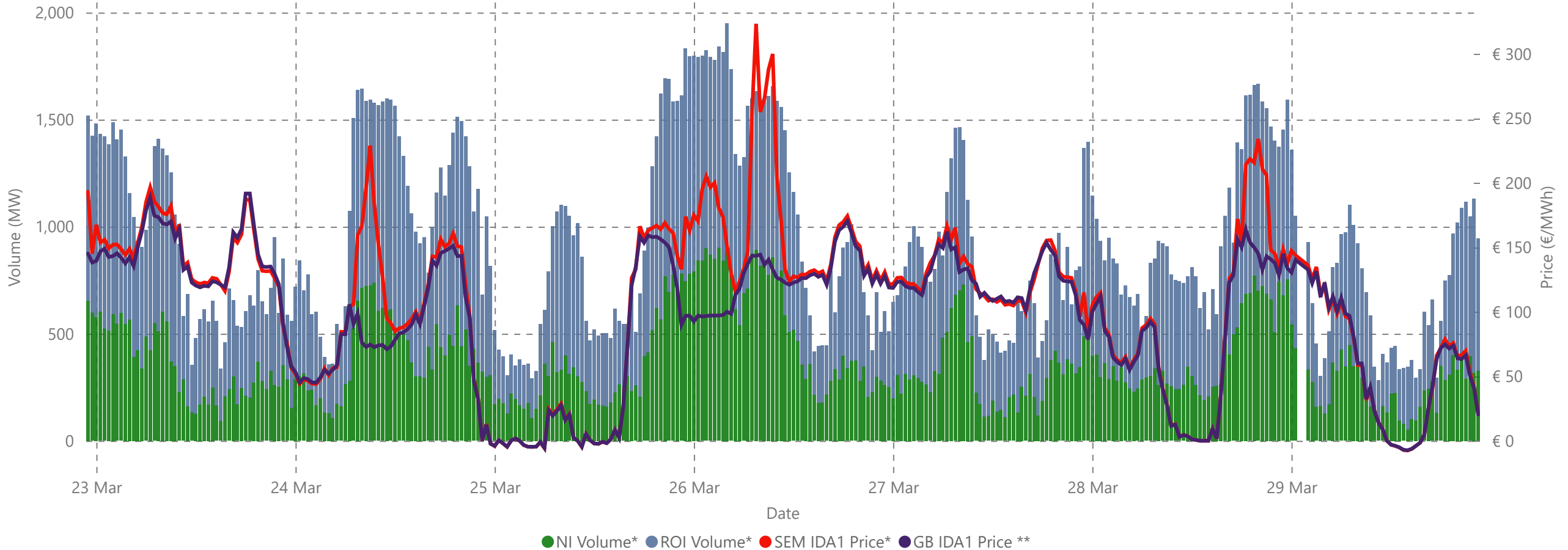
€ 189,635,941.82

Weekly SEM DAM Market Value\*

1,778,651.70

Weekly SEM DAM Volume MWh\*

# Weekly Intraday Auction 1 Summary



€ 105.77

Weekly Average SEM IDA1 Price\*

€ 94.16

Weekly Average GB IDA1 Price\*\*

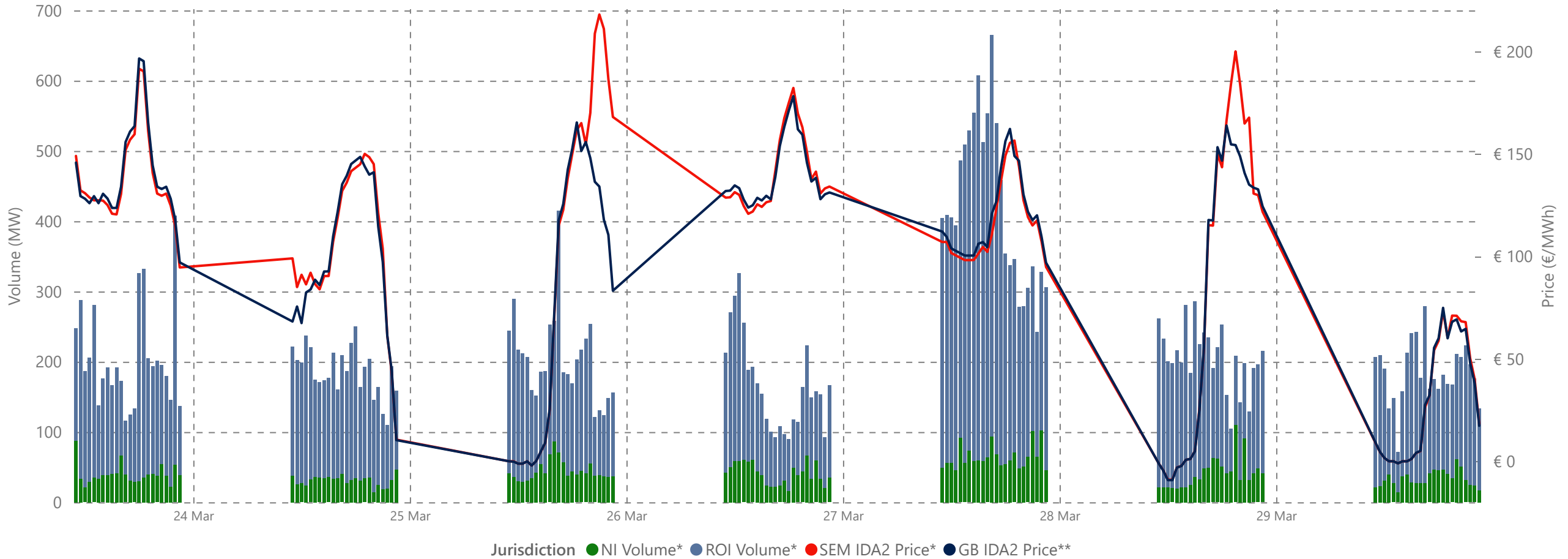
€ 19,177,215.32

Weekly SEM IDA1 Market Value\*

155,231.70

Weekly SEM IDA1 Volume MWh\*

# Weekly Intraday Auction 2 Summary



€ 101.04

Weekly Average SEM IDA2 Price\*

€ 97.76

Weekly Average GB IDA2 Price\*\*

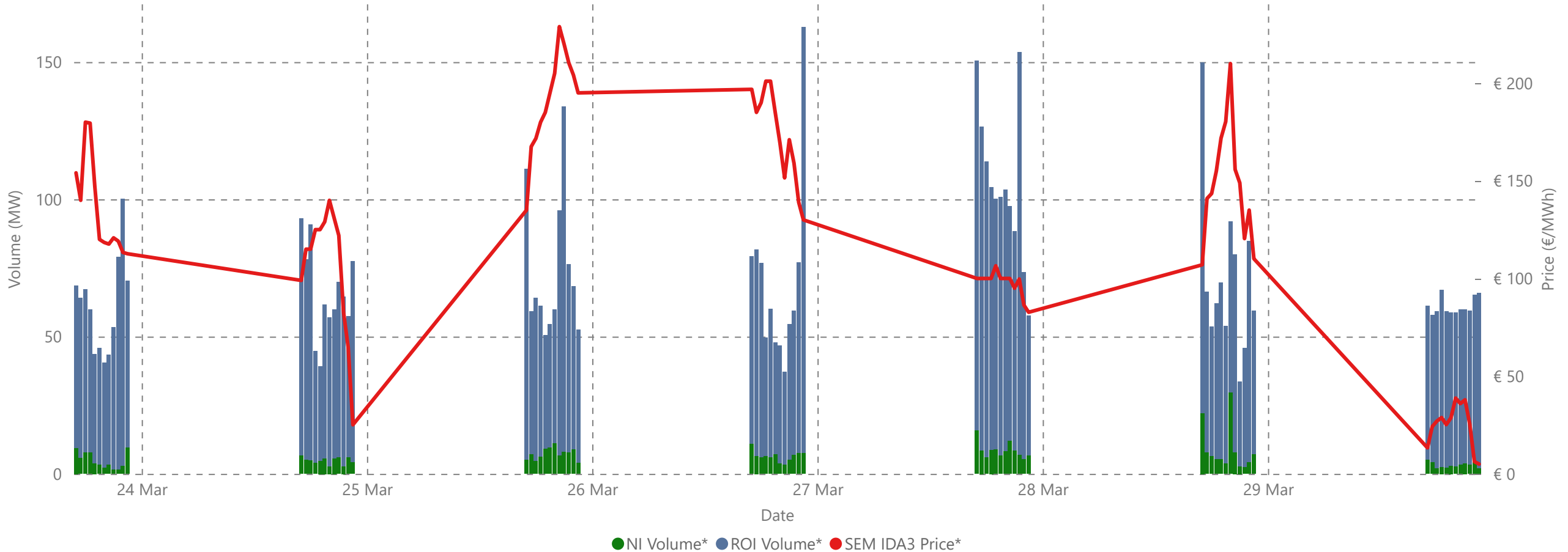
€ 1,901,678.18

Weekly SEM IDA2 Market Value\*

18,926.75

Weekly SEM IDA2 Volume MWh\*

# Weekly Intraday Auction 3 Summary



€ 125.22

Weekly Average SEM IDA3 Price\*

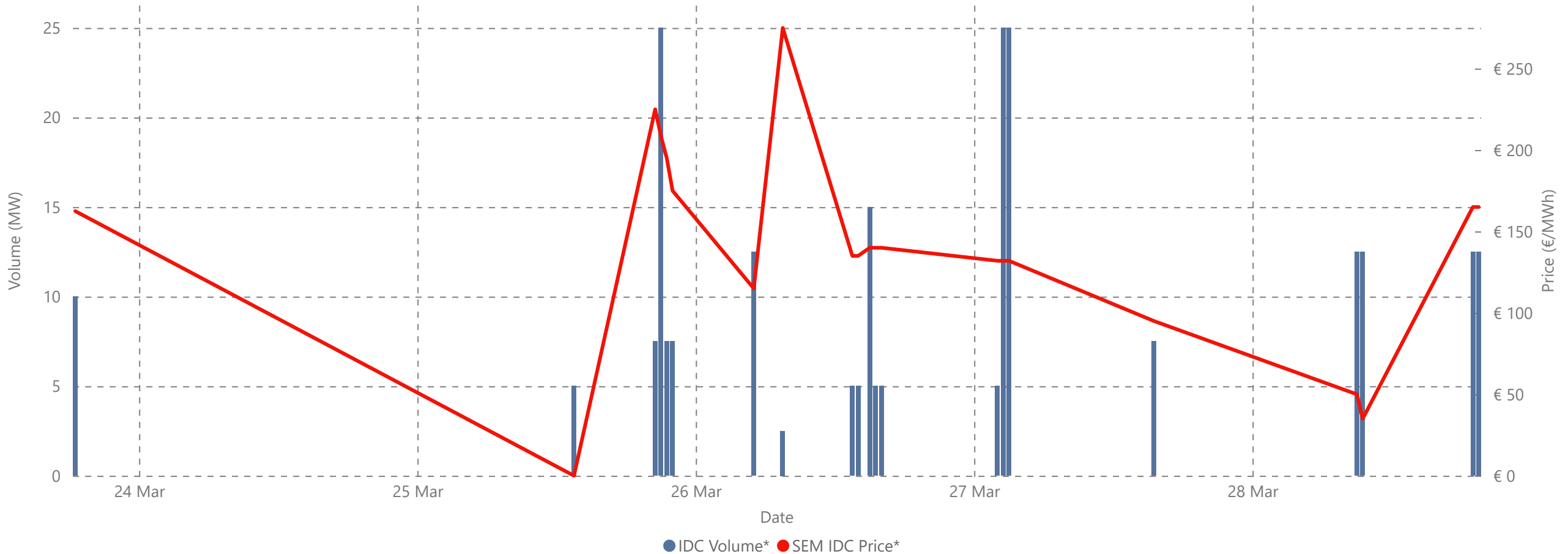
€ 380,466.98

Weekly SEM IDA3 Market Value\*

3,052.60

Weekly SEM IDA3 Volume MWh\*

# Weekly Intraday Continuous Auction Summary



**€ 140.57**

Weekly SEM IDC Average Price\*

**€ 275.00**

Weekly SEM IDC Max Price\*

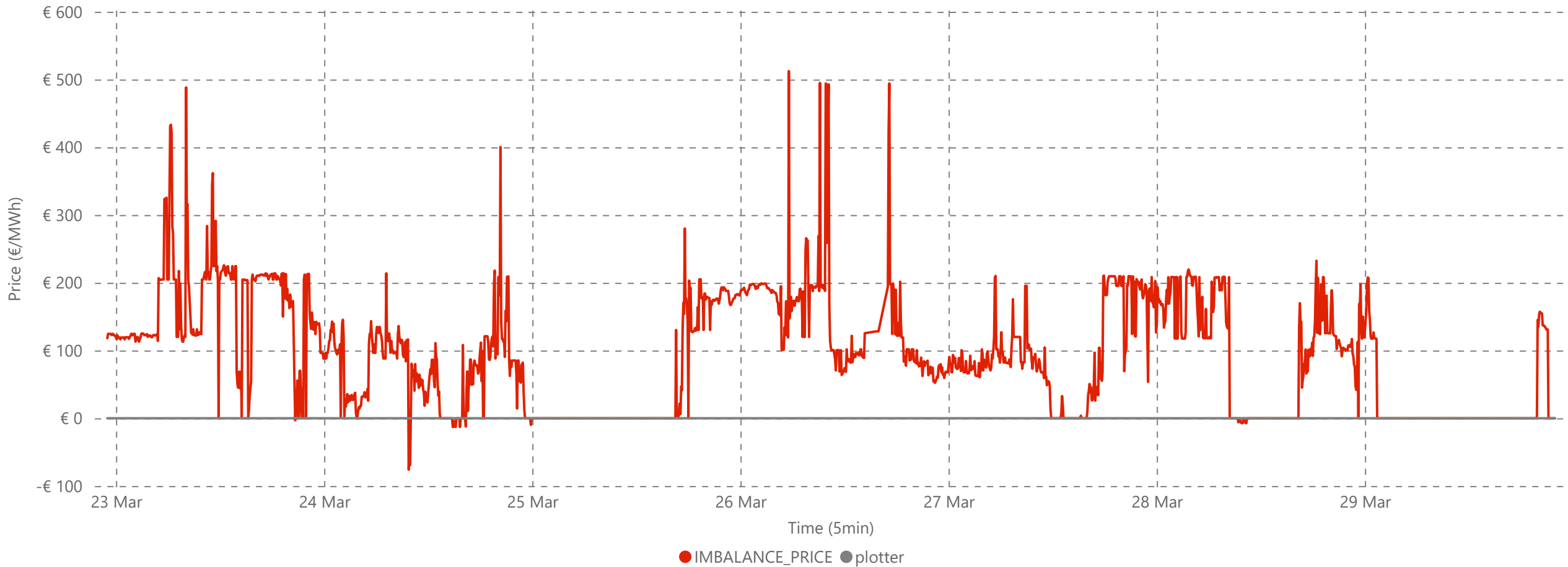
**€ 0.00**

Weekly SEM IDC Min Price\*

**225.00**

Weekly SEM IDC Volume MWh\*

# Weekly Balancing Market 5 Minute Summary



€ 92.05

Ave 5min Imbalance Price\*

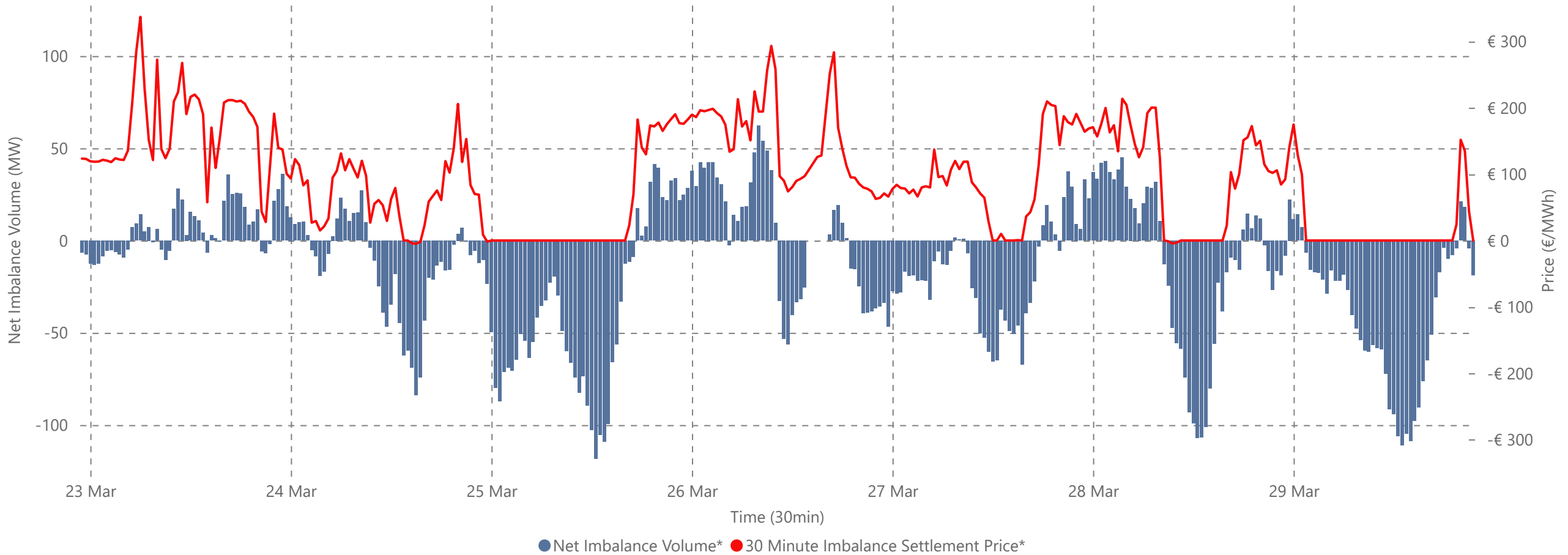
-€ 75.97

Min 5min Imbalance Price\*

€ 512.42

Max 5min Imbalance Price\*

# Weekly Balancing Market 30 Minute Summary



**€ 92.63**

Ave 30min Imbalance Price\*

**-€ 4.72**

Min 30min Imbalance Price\*

**€ 337.01**

Max 30min Imbalance Price\*

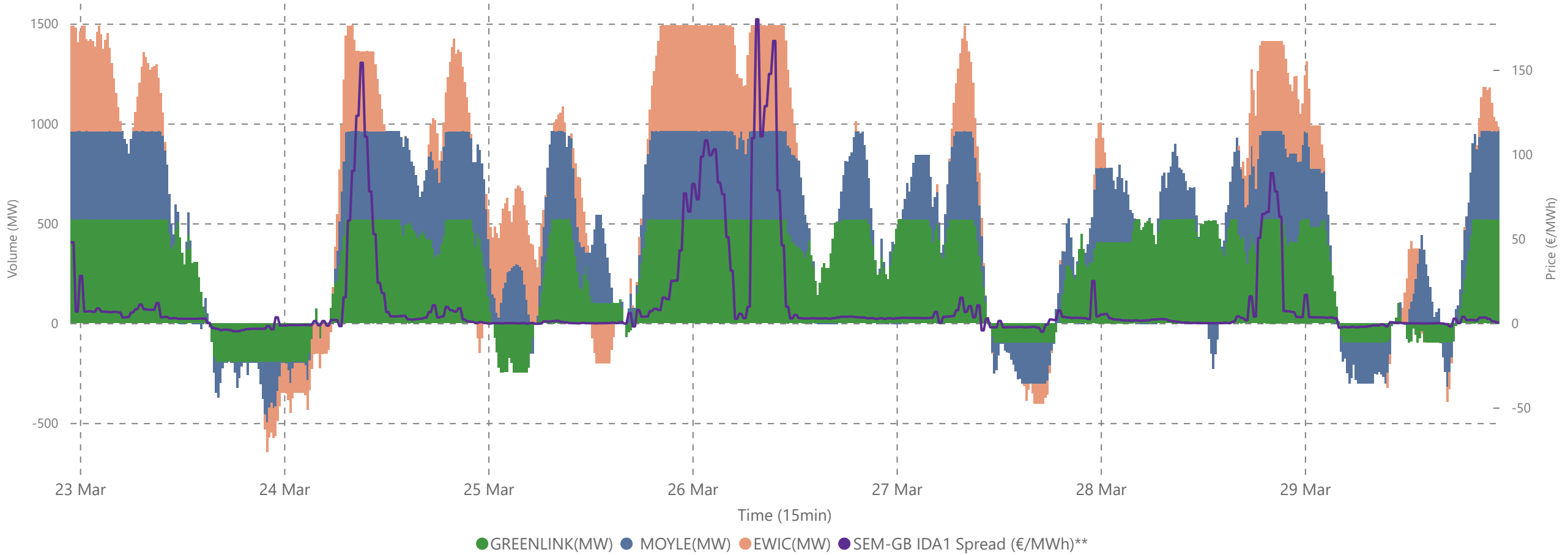
**62.35**

Max Net Imbalance Volume\*

**-118.34**

Min Net Imbalance Volume\*

# Weekly Interconnection Summary

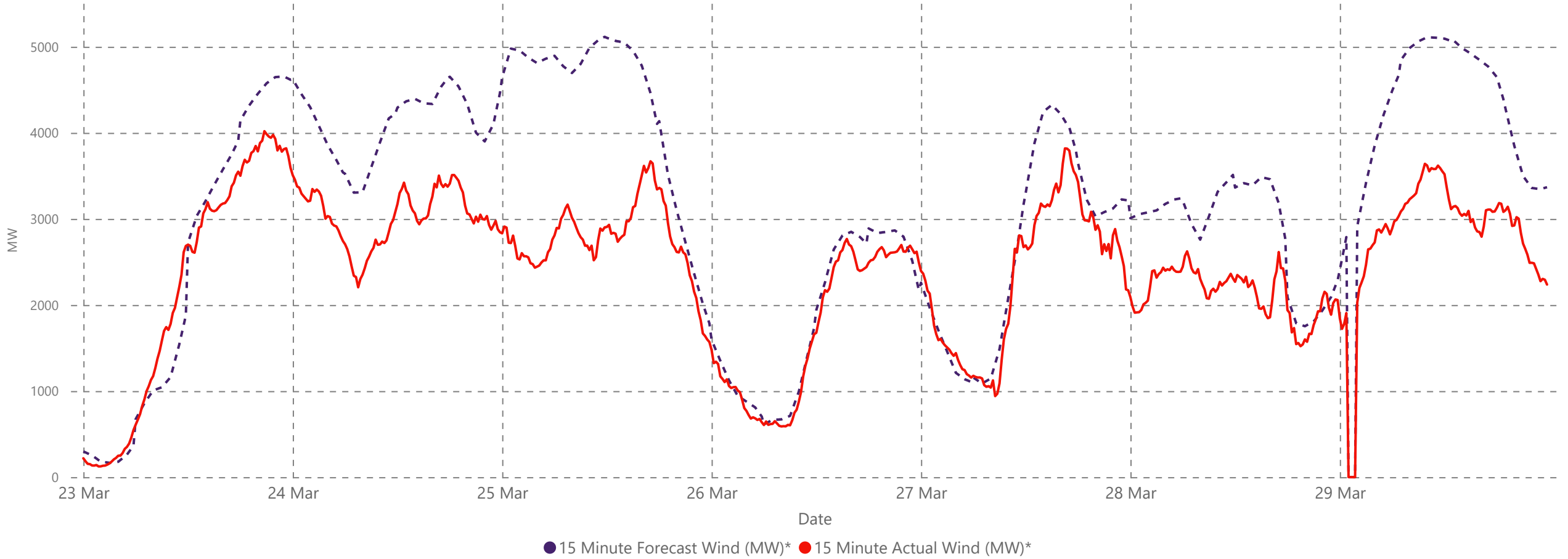


<b>38,446.25</b>	<b>-3,267.25</b>	<b>35,179.00</b>	<b>23,134.00</b>	<b>-1,974.00</b>	<b>21,160.00</b>	<b>53,918.50</b>	<b>-5,136.50</b>	<b>48,782.00</b>
MOYLE Import*	MOYLE Export*	MOYLE Net*	EWIC Import*	EWIC Export*	EWIC Net*	GREENLINK Import*	GREENLINK Export*	GREENLINK Net*

Volumes in MWh

Sources: \*Eirgrid \*\*SEMO PX/EPEX

# Weekly Wind Capacity Summary



0

Min Actual Wind (MW)\*

4019

Max Actual Wind (MW)\*

0

Min Forecast Wind (MW)\*

5115

Max Forecast Wind (MW)\*