

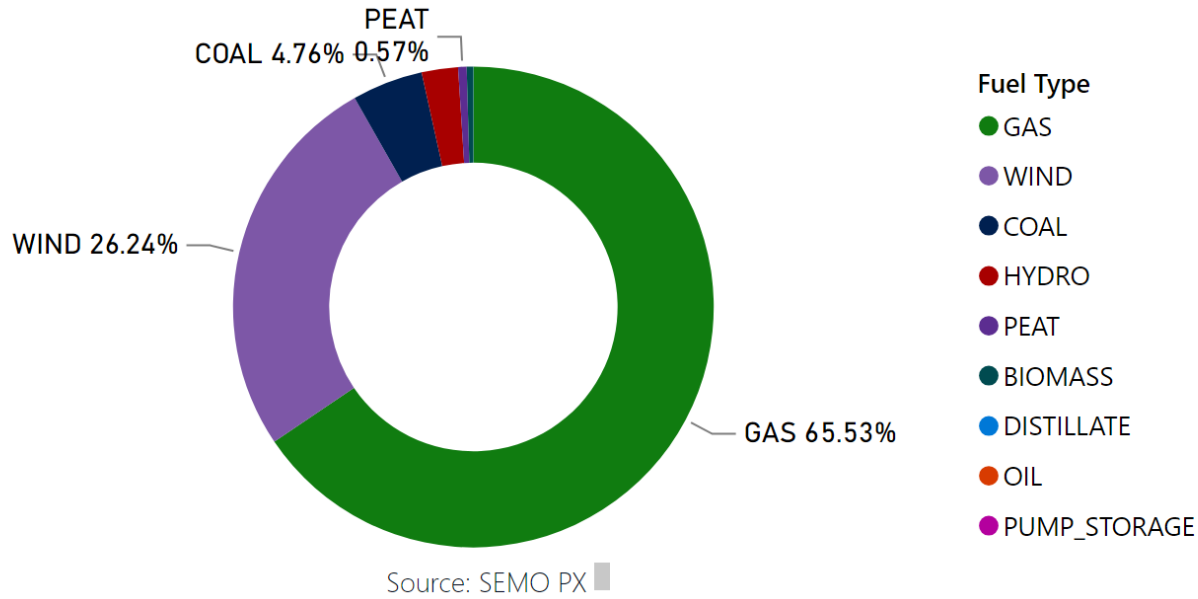
MMU Weekly Report - Euro

Last data refresh:
18/10/2023 11:35:59 UTC

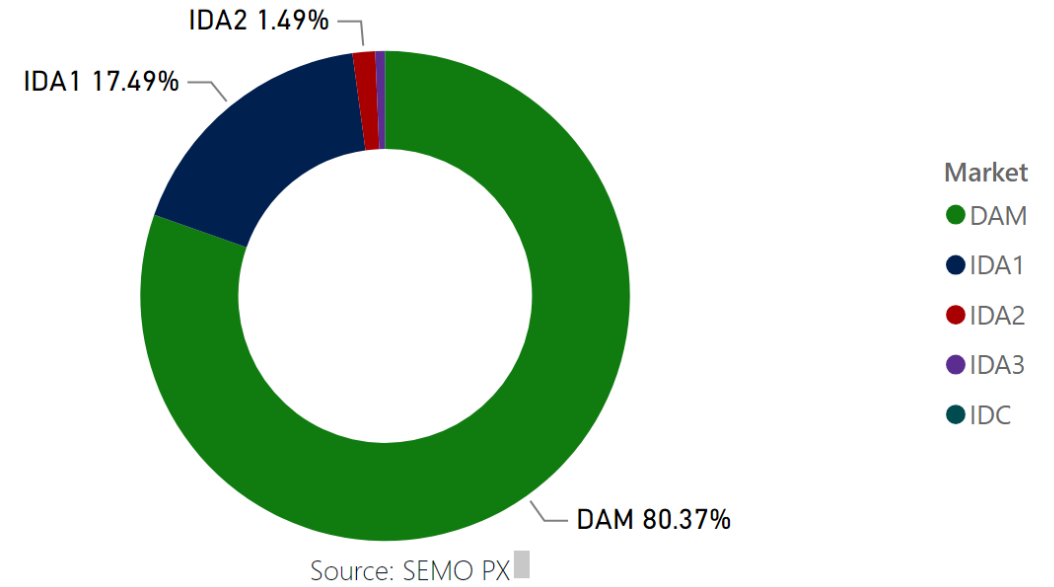
Downloaded at:
18/10/2023 11:53:38 UTC

MMU Weekly Market Summary Report - Week Commencing 09 October 2023

Weekly Fuel Mix



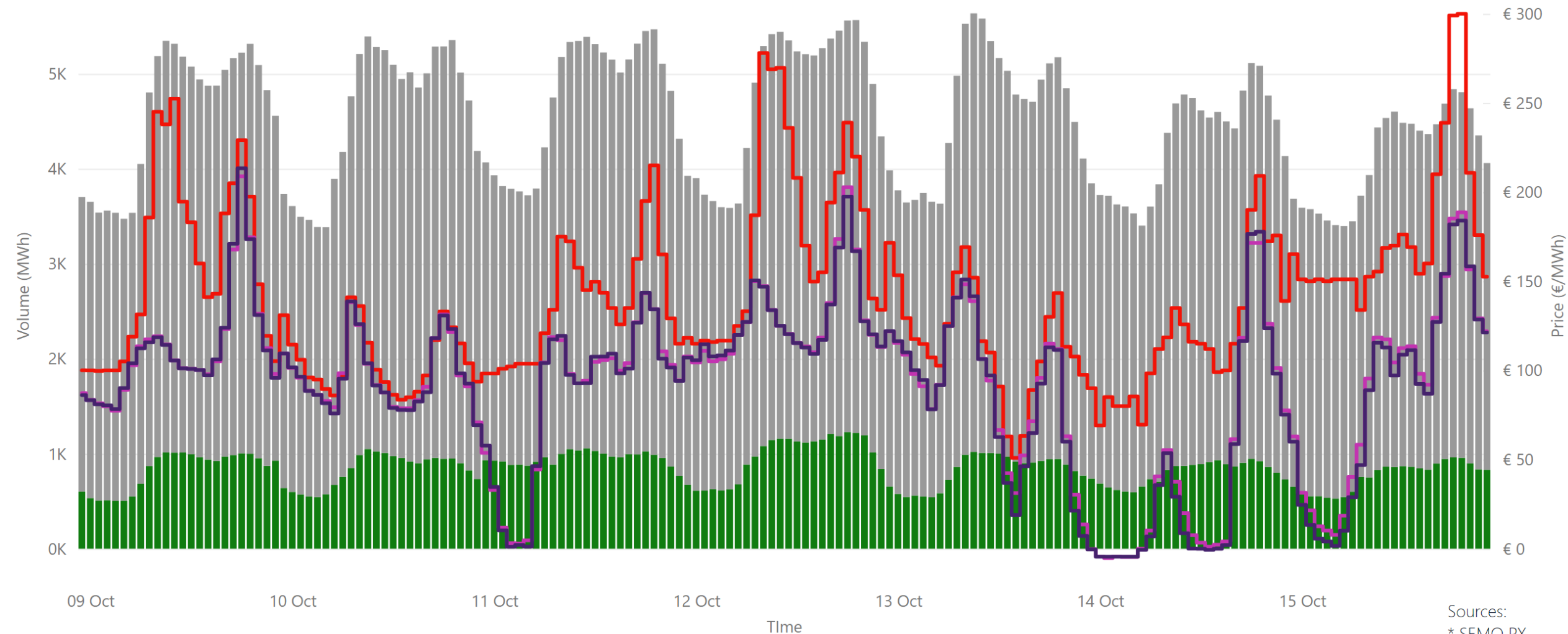
Weekly Volume by Market



Summary Table

Date	Daily System Demand (MWh)*	Daily DAM Price (€/MWh)**	Daily Actual Wind (MWh)*	Daily Average Gas Price (p/th)***	Daily Average Coal Price (€/t)***	Daily Average Carbon Price (€/t)***
09 October 2023	107,415.75	164.47	9,463.50	93.50	126.50	84.19
10 October 2023	108,976.50	105.96	51,230.00	108.50	130.25	84.13
11 October 2023	110,988.25	140.66	15,978.50	113.05	130.25	83.12
12 October 2023	111,536.25	182.32	7,010.00	117.05	134.50	84.85
13 October 2023	108,264.50	115.87	41,345.50	138.20	138.40	85.23
14 October 2023	100,929.75	121.39	33,889.00	138.20	138.40	85.23
15 October 2023	101,287.00	180.58	4,182.25	138.20	138.40	85.23

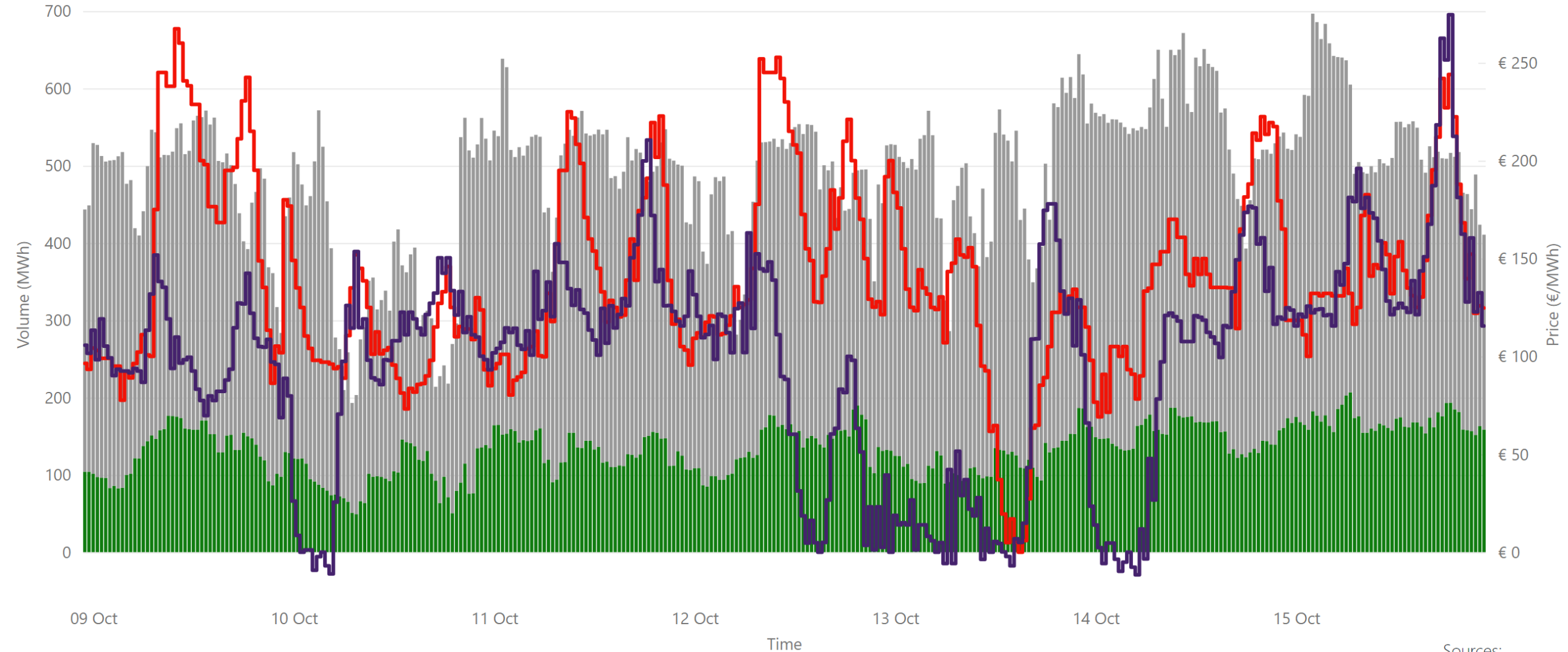
Weekly Day Ahead Market Summary - Week Commencing 09 October 2023



Sources:
 * SEMO PX
 ** EPEX
 *** Nordpool

€ 140.88 Weekly Average SEM DAM Price*
 € 91.81 Weekly Average GB EPEX Price**
 € 90.49 Weekly Average GB Nordpool Price***
 € 109,564,982.96 Weekly SEM DAM Market Value*
 759,117.20 Weekly SEM DAM Volume MWh*

Weekly Intraday Auction 1 Summary - Week Commencing 09 October 2023



Sources:
 * SEMO PX
 ** EPEX

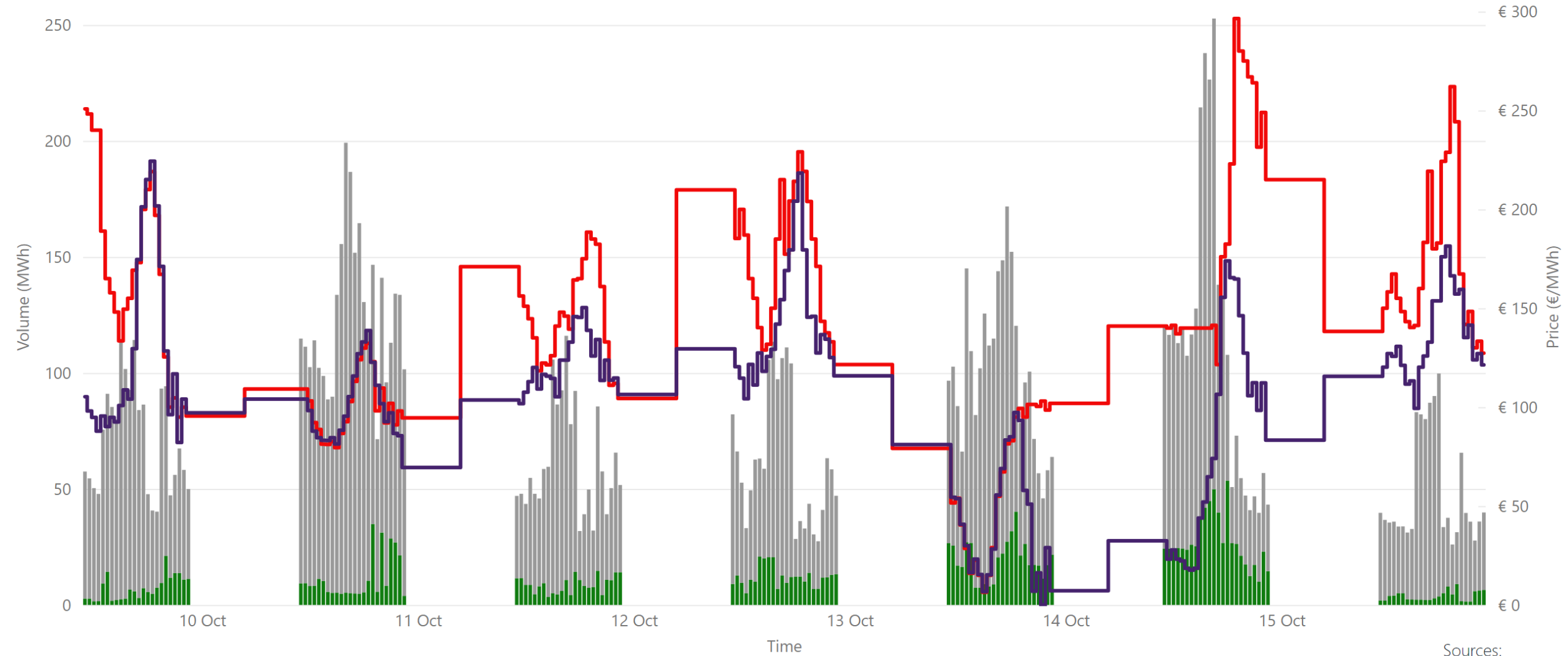
€ 139.10
 Weekly Average SEM IDA1 Price*

€ 97.84
 Weekly Average GB IDA1 Price**

€ 23,273,237.96
 Weekly SEM IDA1 Market Value*

165,211.20
 Weekly SEM DAM Volume MWh*

Weekly Intraday Auction 2 Summary - Week Commencing 09 October 2023



Jurisdiction Volume ● NI Volume* ● ROI Volume* ● SEM IDA2 Price* ● GB Price**

Sources:
* SEMO PX
** EPEX

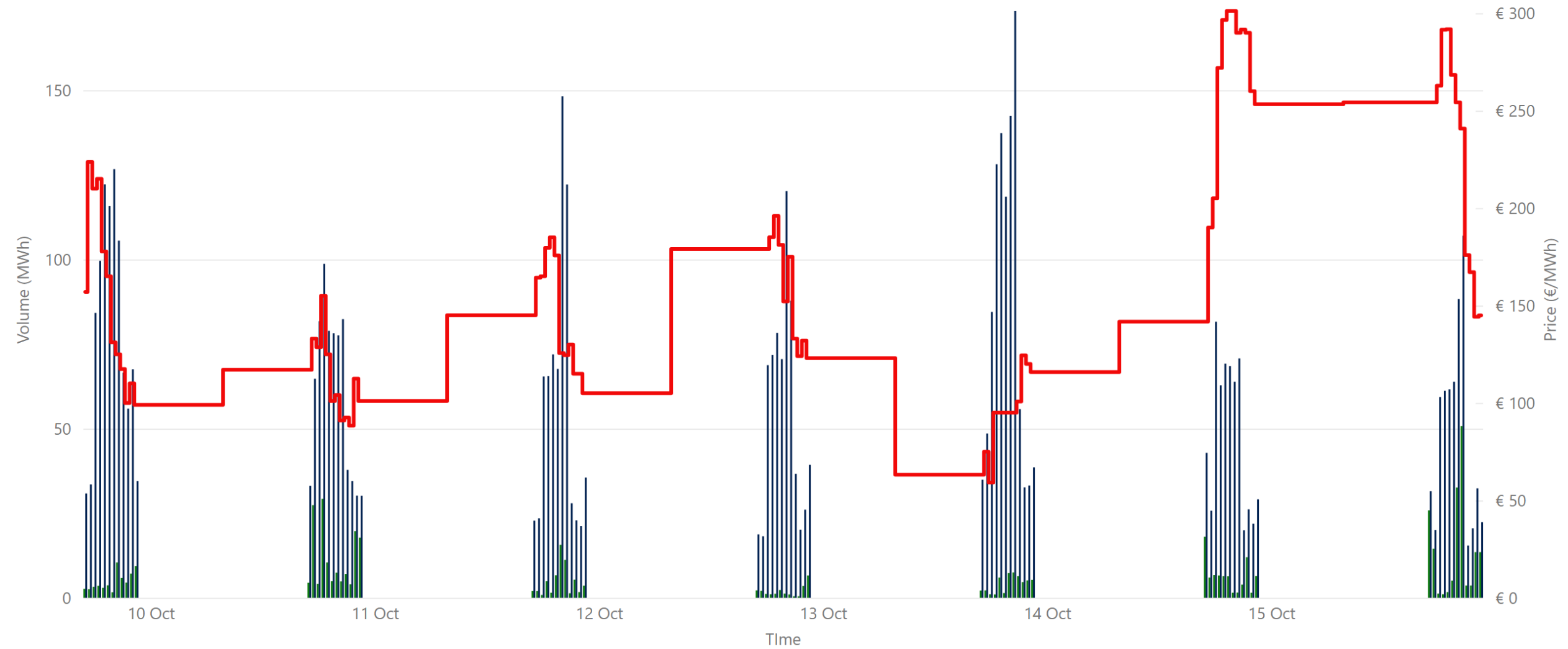
€ 144.18
Weekly Average SEM IDA2 Price*

€ 106.57
Weekly Average GB IDA2 Price**

€ 1,854,464.53
Weekly SEM IDA2 Market Value*

14,052.50
Weekly SEM IDA2 Volume MWh*

Weekly Intraday Auction 3 Summary - Week Commencing 09 October 2023



Source: * SEMO PX

€ 164.57
Weekly Average SEM IDA3 Price*

€ 931,509.05
Weekly SEM IDA3 Market Value*

5,789.20
Weekly SEM IDA3 Volume MWh*

Weekly Intraday Continuous Summary - Week Commencing 10 October 2023



Source: * SEMO PX

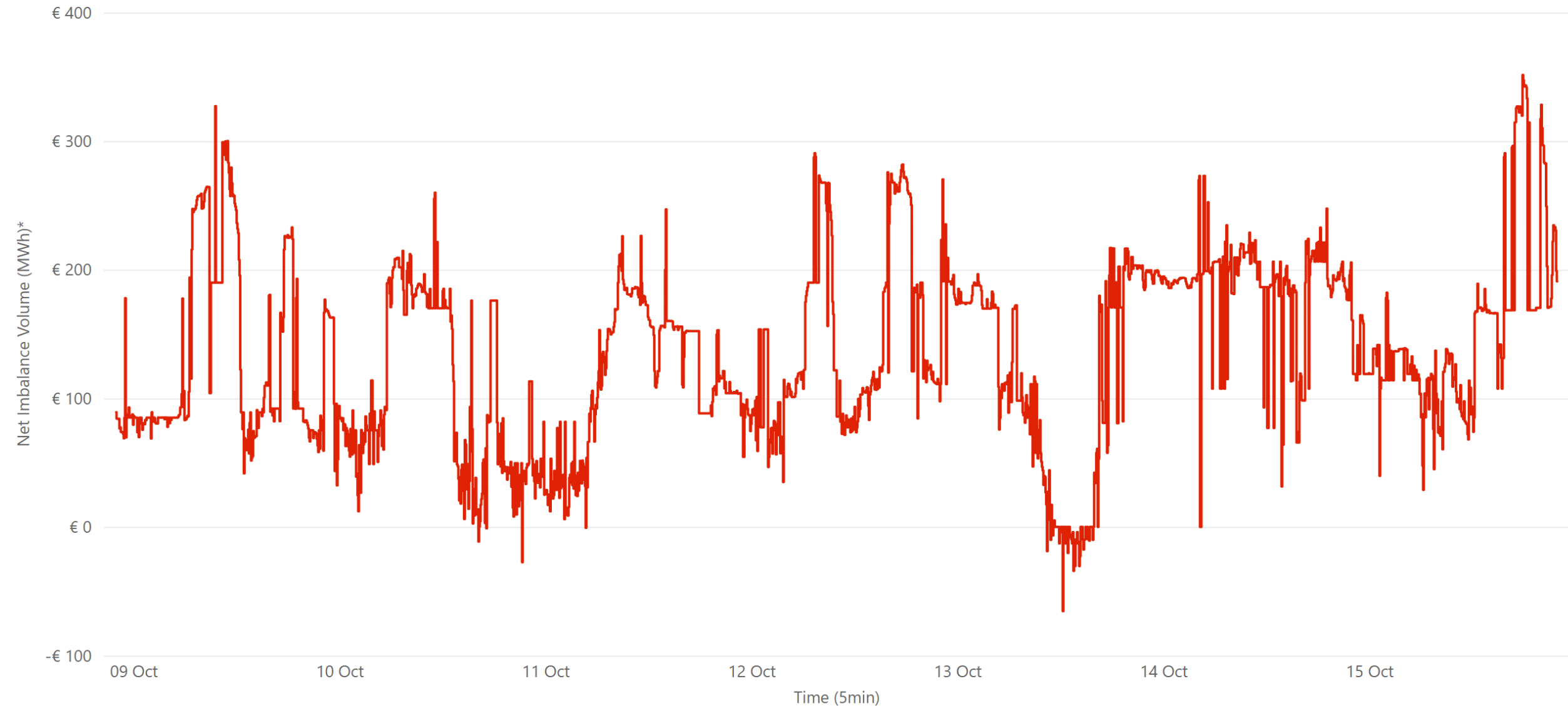
€ 142.70
Weekly SEM IDC Average Price*

€ 240.00
Weekly SEM IDC Max Price*

€ 80.00
Weekly SEM IDC Min Price*

335.80
Weekly SEM IDC Volume MWh*

Weekly Balancing Market 5 Minute Summary - Week Commencing 09 October 2023



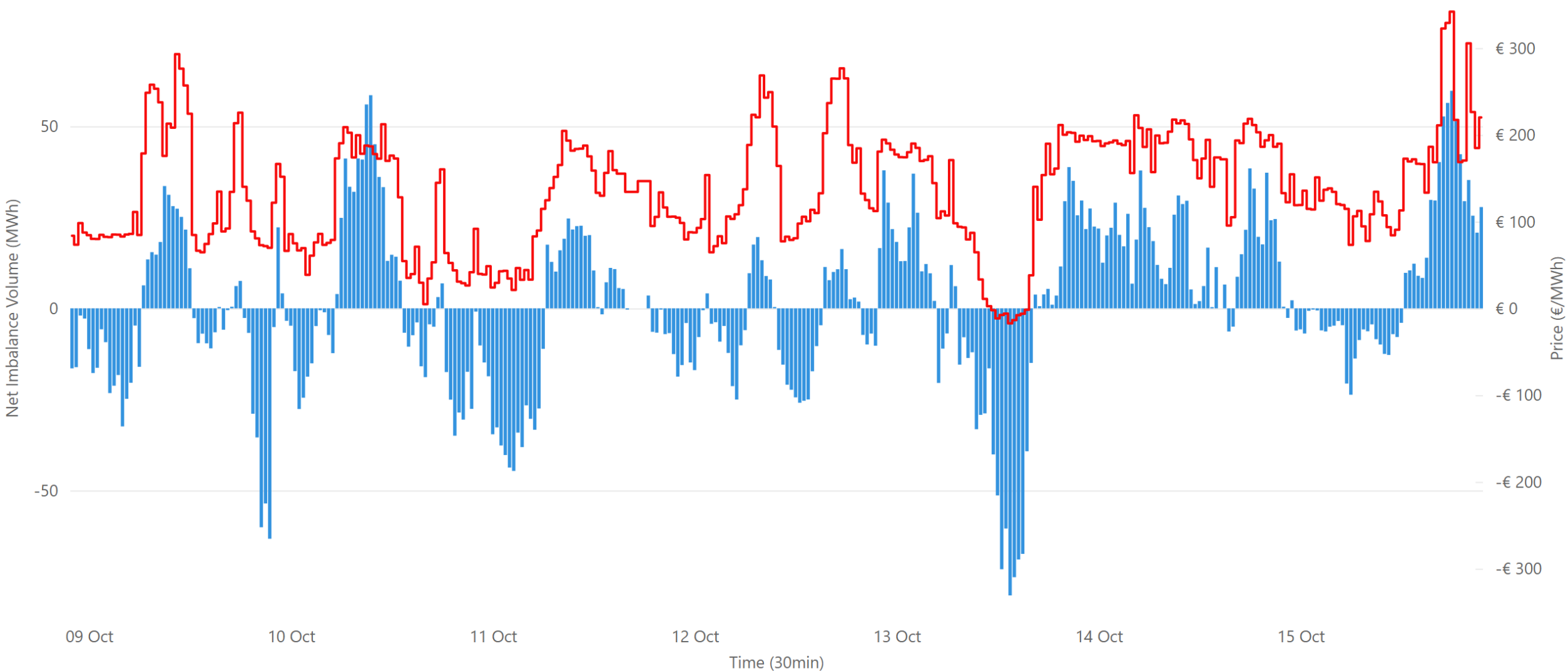
Source: * SEMO

€ 135.51
Ave 5min Imbalance Price*

-€ 65.45
Min 5min Imbalance Price*

€ 351.40
Max 5min Imbalance Price*

Weekly Balancing Market 30 Minute Summary - Week Commencing 09 October 2023



● Net Imbalance Volume* ● 30 Minute Imbalance Settlement Price*

Source: * SEMO

€ 135.76
Ave 30min Imbalance Price*

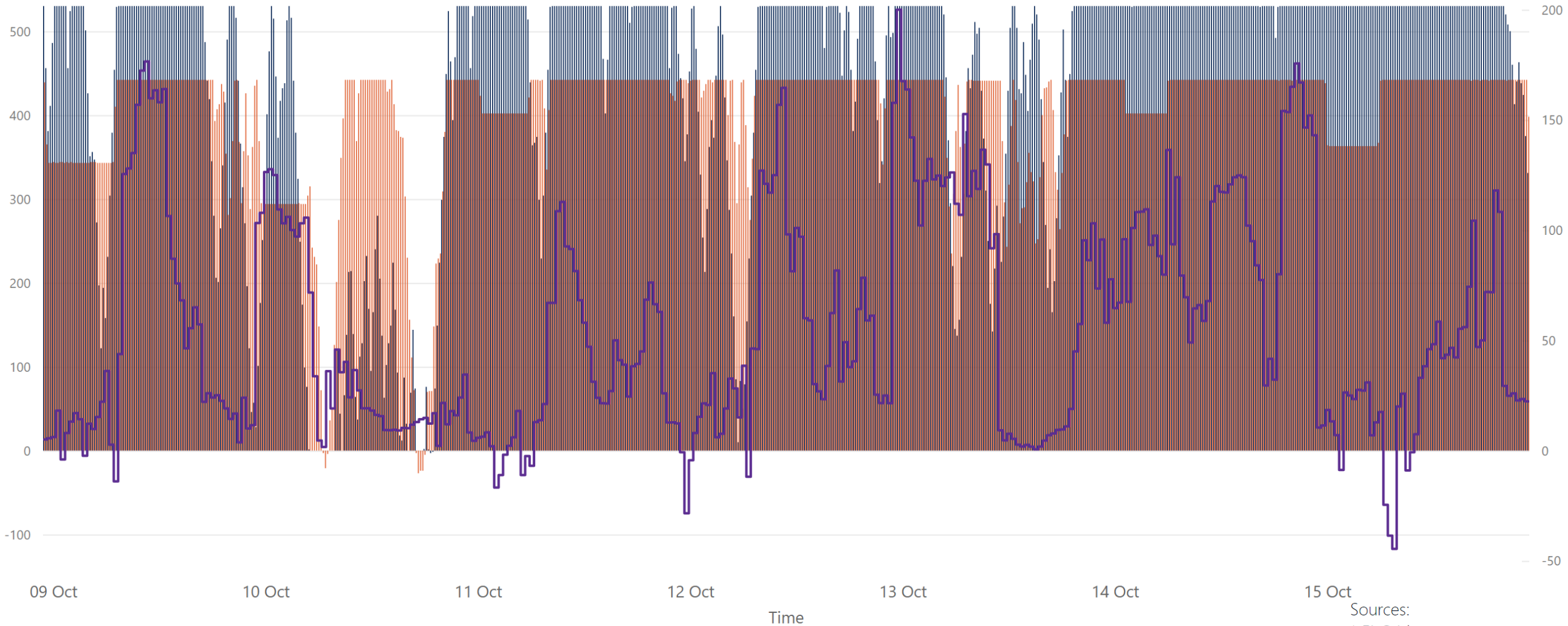
€ 341.96
Max 30min Imbalance Price*

-€ 17.32
Min 30min Imbalance Price*

59.74
Max Net Imbalance Volume*

-78.83
Min Net Imbalance Volume*

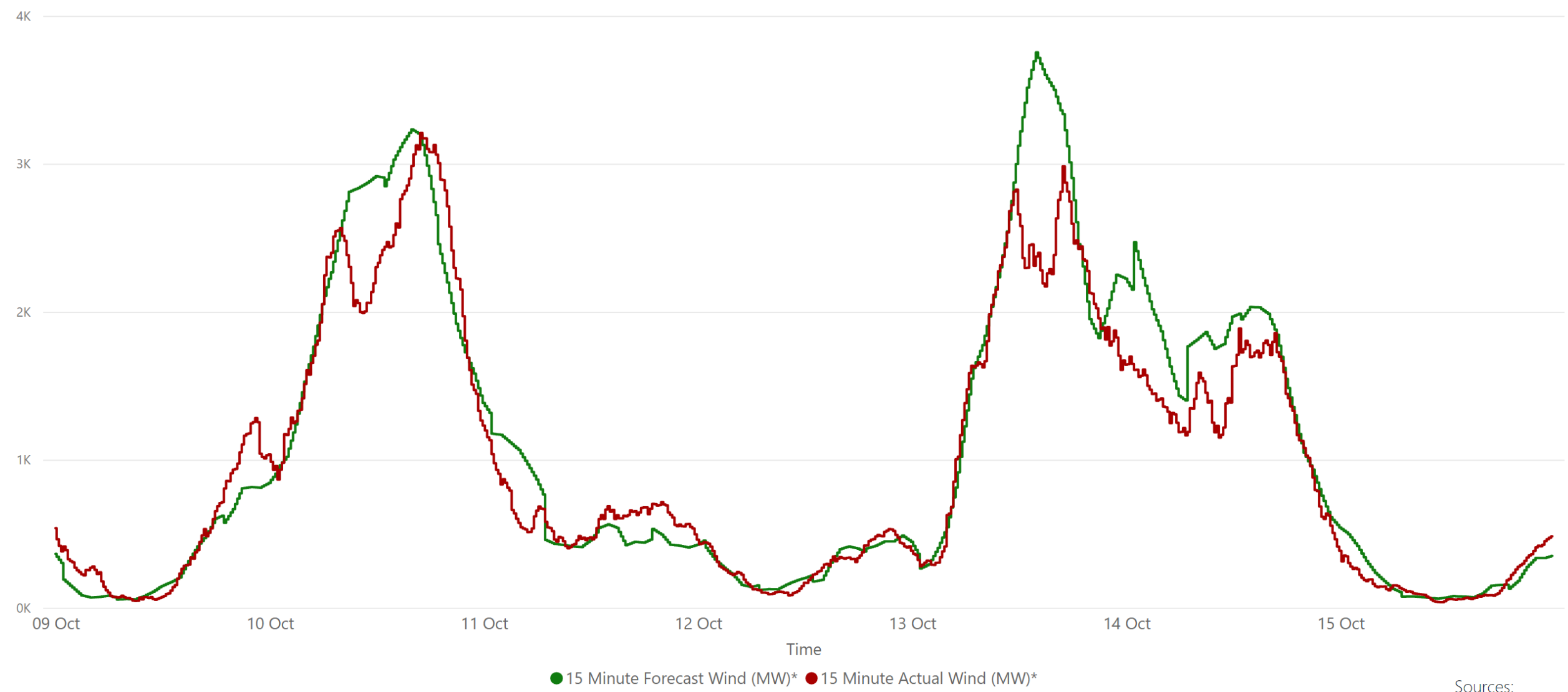
Weekly Interconnection Summary - Week Commencing 09 October 2023



Sources:
 * EirGrid
 ** SEMO, EPEX & Nordpool

270,114.00	-111.00	270,003.00	295,033.00	-4.00	295,029.00
Weekly MOYLE (MW) Impo...	Weekly MOYLE (MW) Export*	Weekly MOYLE (MW) NET*	Weekly EWIC (MW) Import*	Weekly EWIC (MW) Export*	Weekly EWIC (MW) NET*

Weekly Wind Capacity Summary - Week Commencing 09 October 2023



3208
Max Actual Wind (MW)*

37
Min Actual Wind (MW)*

3753
Max Forecast Wind (MW)*

55
Min Forecast Wind (MW)*

Sources:
* EirGrid